

Invented for life



Intrusion detectors

Product overview

May 2024



UK
version

Table of contents

Motion detectors	4
Product overview	
Blue Line Series	7
Commercial Series	9
Professional Series	9
Ceiling mount	10
Specialty detectors	11
Long range	12
Panic button	12
Seismic/Shock	13
Glass break	14
Request-to-exit	15
Door and window contacts	16
Warranty	18
Contact	20



Bosch
motion
detector

Intruder
detected

Ensure nothing really happens.

We've got you covered. Our intrusion alarm systems are the best at catching intruders with freedom from annoying false alarms. It's like nothing really happens.

Keeping the wrong people out is the goal of every security system. But when your facility is at risk, you want to know that your intrusion system will perform. Bosch delivers the most flexible and reliable intrusion products. With detectors that make the correct decision every time to highly capable systems that can be customized to meet different requirements, Bosch helps to protect properties, assets and most importantly, people. We maximize peace of mind. So whatever happens, nothing really happens.

Motion detectors

Whether you're securing a small business, large commercial property or high-security facility, you need reliable motion detectors that offer instant responses to intruders. Bosch has a long history of patented, award winning performance in the field of intrusion alarm solutions. Our products are extremely reliable providing **best-in-class catch performance**, while virtually **eliminating false alarms**. In addition our motion detectors are **easy to install** and **built to last** reducing installation and maintenance costs.

The more critical the application, the more sensitivity and coverage you need from your motion detector. For maximum flexibility, Bosch offers a choice of PIR and TriTech motion detectors that suit different application requirements.

TriTech raises the bar for performance and reliability

TriTech detectors use dual motion technology which is a combination of PIR and microwave Doppler radar. Only when both these sensor technologies are activated simultaneously, an alarm will be triggered. With TriTech, Bosch adds a third technology for even better results with advanced signal processing. The advanced signal processing algorithm, intelligently analyzes motion for an almost instant response to intruders while knowing when to ignore false alarm triggers under a variety of environmental conditions.



Environment		PIR	TriTech
Standard	Small animals (e.g. rodents)	■	■
	Pets	■	■
Difficult	Strong drafts (cold, warm)	–	■
	Moving objects (e.g. hanging signs, ceiling fan, curtains)	–	■
	High risk (e.g. jewelry, bank)	–	■
	Bright white light (e.g. car headlights, direct sunlight)	–	■
	Room temperatures exceeding 30° C	–	■

■ Applicable – Not applicable

Our offering:

Blue Line Series

Small commercial applications and residential

Commercial Series

Commercial applications with moderate to high security risk

Professional Series

Large commercial and high security risk applications

Ceiling mount

Commercial applications where wall mount is not possible

Excellent catch performance



Wall-to-wall coverage

All Bosch motion detectors use high quality optics for high density, gap-free wall-to-wall coverage.



Instant response from the first step

First Step Processing technology delivers an instant response to the first step of a person without producing false alarms from other sources.



Detect a person at virtually any temperature

Dynamic temperature compensation automatically adjusts the detector's sensitivity so that it can identify a person at virtually any temperature. If the sun has been shining through a window all day raising the temperature of the room to 37°C and someone enters the room, the sensor will compensate to detect this change and an alarm is triggered.



Detect intruders who are trying to cover their body heat*

Cloak and Camouflage detection technology (C²DT), further maximizes catch performance against intruders who attempt to cover their body heat or infrared signal with a blanket or an umbrella.

Highest level of false alarm immunity



Sealed optical chamber

The optics and electronics are assembled into the front enclosure and sealed with a protective cover to prevent damage during installation. The sealed optical chamber also prevents drafts and insects from affecting the detector and creating false alarms.



Adjusts to background disturbances*

Since many elements contribute to false alarms, Bosch invented Microwave Noise Adaptive Processing to differentiate between humans and background disturbances such as vibrating machinery, air conditioning and heating systems, or ceiling fans.



White light immunity

A dedicated white light sensor detects white light sources such as direct sunlight, car headlights or flashlights, without impacting the PIR detection reliability.



Optimizes installation for pet or non-pet applications

When installing the detector, you can turn pet immunity on or off based upon application requirements. When pet immunity is turned on, the detector ignores signals caused by one or two pets up to 45 kg (100 lb) or numerous rodents.

Easy to install



Designed with unique features that speed up installation


All Bosch motion detectors are designed with unique features that speed up installation by as much as 45% compared to models from other manufacturers. These features also reduce installer errors that can lead to false alarms or missed detection, thus reducing service calls.

Enough space for cabling and resistors

Look-down lens selection switch for customized coverage

Optics and electronics sealed behind a protective cover prevents damage during installation and false alarms due to drafts or insects

Self-locking cover with cam lock means no more lost screws



Removable, lift-gate terminal strip for easy installation and prevents incorrect wiring




Biaxial bubble level ensures accurate placement and optimal detection performance

Flexible mounting height eliminates the need for on-site adjustments

Unique 2-piece design: no loose parts and no need to remove PCB to mount the detector

Blue Line Series Gen2

Commercial applications and residential

	PIR	Pet Friendly PIR	Quad PIR
Commercial type number (CTN)	ISC-BPR2-W12	ISC-BPR2-WP12	ISC-BPQ2-W12
			
Application risk level	Low to moderate risk	Low to moderate risk	Moderate risk
Environment	Standard	Standard	Standard
Coverage/range	12 x 12 m	12 x 12 m	12 x 12 m
Mounting height	2.2 to 2.75 m	2.2 to 2.75 m	2.2 to 2.75 m
Operating temperature	-20° to 55° C	-20° to 55° C	-20° to 55° C
Operating voltage	9 to 15 VDC	9 to 15 VDC	9 to 15 VDC
Current draw (typical)	10 mA	10 mA	10 mA
First step processing	■	■	■
Microwave noise adaptive processing	–	–	–
Sensor Data Fusion	–	–	–
Dynamic temperature compensation	■	■	■
Wall-to-wall coverage	■	■	■
Look-down zone	■	■	■
Pet/small animal immunity	4.5 kg	20 kg	4.5 kg
Alarm output	NC	NC	NC
Alarm memory	–	–	–
Active white light supression	–	–	–
Tamper	Cover	Cover	Cover
Sealed optical chamber	■	■	■
Cloak and Camouflage Detection Technology (C²DT)	–	–	–
No-adjust installation	■	■	■
Enable/disable LED	■	■	■
Enable/disable pet immunity	–	■	–
Enable/disable look-down	■	■	■
Environmental rating	IP30	IP30	IP30
Certifications	AFNOR, CCC, CE, EN50131-2-2 Grade 2, INCERT, UL	AFNOR, CCC, CE, EN50131-2-2 Grade 2, INCERT, UL	AFNOR, CCC, CE, EN50131-2-2 Grade 2, INCERT, UL
Warranty	5 years	5 years	5 years

■ Available – Not available






MEMS
sensor
inside

Commercial Series Gen2
**The motion
detector that
even detects
its own motion.**

Commercial Series Gen2

High risk commercial applications


	TriTech	TriTech anti-mask
Commercial type number (CTN)	CDL2-15H   NEW	CDL2-A15H  NEW
Application risk level	Moderate risk	High risk
Environment	Difficult*	Difficult*
Coverage/range	15 x 15 m	15 x 15 m
Mounting height	2.2 to 2.75 m	2.2 to 2.75 m
Operating temperature	-20° to 55° C	-20° to 55° C
Operating voltage	9 to 15 VDC	9 to 15 VDC
Current draw (typical)	15 mA	15 mA
First step processing	■	■
Microwave noise adaptive processing	■	■
Active white light suppression	■	■
Dynamic temperature compensation	■	■
Look-down zone	■	■
Pet/small animal immunity	4.5 kg	4.5 kg
Alarm output	NC	NC
Alarm memory	■	■
Anti-mask	–	■
Intelligent tamper detection	Cover	Cover + wall
Sealed optical chamber	■	■
Cloak and Camouflage Detection Technology (C²DT)	■	■
No-adjust installation	■	■
Enable/disable look-down	■	■
Enable/disable LED	■	■
Microwave Doppler range adjustment	■	■
Sensitivity adjustment	–	–
Environmental rating	IP41	IP41
Certifications	AFNOR, CCC, CE, EN50131-2-4 Grade 2, UL	AFNOR, CCC, CE, EN50131-2-4 Grade 3
Warranty	8 years	8 years

■ Available – Not available

*See page 18 for the technical notes



Professional Series

Large commercial applications

	PIR
Commercial type number (CTN)	ISC-PPR1-W16 
Application risk level	Moderate risk
Environment	Standard
Coverage/range	18 x 25 m / 8 x 10 m selectable
Mounting height	2.1 to 3 m
Operating temperature	-29° to 55° C
Operating voltage	9 to 15 VDC
Current draw (typical)	10 mA
First step processing	■
Sensor Data Fusion	■
Active white light suppression	■
Dynamic temperature compensation	■
Look-down zone	■
Pet/small animal immunity	4.5 kg
Alarm output	NC
Alarm memory	■
Anti-mask	–
Tamper	Cover + wall
Sealed optical chamber	■
Cloak and Camouflage Detection Technology (C²DT)	■
No-adjust installation	■
Enable/disable LED	■
Enable/disable look-down	■
Long/short select range	■
Remote walk test	■
Environmental rating	IP41
Certifications	AFNOR, CCC, CE, EN50131-2-2 Grade 2, FCC, IC, INCERT, UL
Warranty	5 years

■ Available – Not available

Ceiling mount

	PIR	PIR
Commercial type number (CTN)	DS936	DS939
		
Application risk level	Low to moderate risk	Moderate risk
Environment	Standard	Standard
Optics	Fresnel	Triple 35-zone Fresnel
Coverage/range	7m x 360°	14m x 360°
Mounting height	2 to 3.6m	2.4 to 6.1 m
Operating temperature	-29° to 49° C	-29° to 49° C
Operating voltage	10 to 15 VDC	9 to 15 VDC
Current draw (typical)	20 mA	12 mA
First Step Processing	–	■
Dynamic temperature compensation	–	■
Pattern masking	■	■
Alarm output	NC	NC/NO
Alarm memory	–	■
Tamper	Cover	Cover + wall
Sealed optical chamber (insect/dust)	■	■
Switchable coverage patterns	–	■
Enable/disable LED	■	■
PIR sensitivity adjustment	■	■
Flexible mounting height	■	■
Remote walk test	–	■
Environmental rating	IP30	IP40
Certifications	CE, UL	AFNOR, CCC, CE, EN50131-2-2 Grade 2, INCERT, UL
Warranty	5 years	5 years

■ Available – Not available

Specialty detectors

Our detector range also includes long range and outdoor detectors, seismic and shock detectors, glass break detectors, panic buttons, door contacts and request-to-exit detectors. They cover multiple applications and deliver excellent catch performance together with false alarm immunity.

Long-range

Our long-range motion detectors with surface or corner mount are ideal for use in warehouses and other remote locations. They detect motion across a large area and have three sensitivity settings to cover a wide variety of applications.

Shock

Our advanced shock sensor monitors and detects mechanical attacks. A unique feature of our sensor is Self-learning mode. During installation, Self-learning mode uses the sensor's LED behavior as a guide for configuring the sensitivity level.

Seismic

The seismic detectors recognize vibrations caused by explosives and tools such as diamond-tipped drills, mechanical and hydraulic rams, flame cutters, thermal lances, or water jet cutters. They monitor safes, night safes, and automatic teller machines.

Glass break

Glass break detectors detect breakage of plate, tempered, laminated and wired glass types. A built-in environmental test feature alerts the installer to false alarm hazards in harsh environments.

Panic button

The panic button is designed to manually and unobtrusively trigger an alarm in the event of an emergency, at workplaces such as banks, jewelry stores or petrol stations.

Request-to-Exit



Request-to-exit detectors can be used to keep intruders out and to open doors in case of an emergency. They detect motion in their coverage area and signal an access control system or door control device.

Door and window contacts

A collection of different types of magnetic door contacts, both surface mount and recessed.




Long range

Commercial type number (CTN)	DS794Z	DS778
		
Application type	Large commercial	Large commercial
Application risk level	Moderate risk	Moderate risk
Environment	Standard	Standard
Coverage/range	61 m x 3 m 37 m x 8 m 24 m x 16 m	60 m x 4.5 m
Mounting height	2.3 to 5 m	2 to 2.6 m
Operating temperature	-29°C to 49°C	-40°C to 49°C
Operating voltage	6 to 15 VDC	6 to 15 VDC
Current draw (typical)	18 mA	18 mA
Environmental class	II (EN50130-5)	II (EN50130-5)
Motion Analyzer II signal processing	■	■
Motion monitor	■	–
PIR Supervision	■	–
Self-test supervision systems	■	–
LED	■	■
Alarm output NC/NO	■	■
Cover tamper	■	■
Sealed optical chamber (insect/dust)	–	■
Switchable coverage patterns	■	■
Mounting location	Surface or corner	Wall
Optics	Interchangeable mirror	Vertical and horizontal adjustable mirror
Installation accessories	Mirror (OA120-2), Test Cord (TC6000)	Mounting bracket, gimbal (B328), Mounting bracket, swivel, low profile (B335-3), Mounting bracket, ceiling, universal (B338)
Certifications	CCC, CE, UL, EN50131-1, Grade 2	CCC, CE, UL
Warranty	5 years	5 years

■ Available – Not available




Panic button

Panic Button

Commercial type number (CTN)	ISC-PB1-100
	
Application type	Small to large commercial
Application risk level	Moderate to high risk
Environment	Standard
Operating temperature	0°C to 50°C
Operating voltage	12 to 30 VDC
Current draw (typical)	0.5 mA
Environmental rating	IP40
Technology	DC circuit technology (GLT)
Tamper	■
Mounting	Surface or flush
Installation accessories	Cap with cover
Certifications	CE, EN50131, VdS
Warranty	3 years



■ Available – Not available

Seismic/Shock

	Standard Seismic	High-performance Seismic	Shock
Commercial type number (CTN)	ISN-SM-50	ISN-SM-80	ISC-SK10
			
Type	Mechanical and thermal attack detection	Mechanical and thermal attack detection	Mechanical Attack Detection
Application type	Small to large commercial	Small to large commercial	Residential to large commercial
Application risk level	High risk	High risk	Low to moderate risk
Environment	Vault walls and doors, safes, ATMs, strong rooms	Vault walls and doors, safes, ATMs, strong rooms	Vending machines
Coverage/range	50 m ²	80 m ²	1.5 to 3.5 m radius
Operating temperature	-40° to 70° C	-40° to 70° C	-10° to 55° C
Operating voltage	8 to 16 VDC	8 to 16 VDC	9 to 15 VDC
Current draw (typical)	3 mA	3 mA	8.5 mA
Environmental rating	IP43	IP43	IP43
Anti-drilling shield	■	■	–
Temperature supervision	■	■	–
Voltage monitoring	■	■	–
Automatic self test	■	■	–
Local event memory	–	■	–
Alarm output	NC solid state relays	NC solid state relays	NC solid state relays
LED	–	–	Green, red
Tamper	Cover + wall	Cover + wall	Cover
Intelligent installation mode	–	–	■
Mounting and function test	■	■	■
Sensitivity adjustment	■	■	■
Mounting location	Steel, concrete	Steel, concrete	Any
Installation accessories	Anti-drill foil (ISN-GMX-D7), Floor socket (ISN-GMX-B0), Mounting plate (ISN-GMX-P0), Swivel plate (ISN-GMX-P3S), Test transmitter (ISN-GMX-S1), Wall mounting kit (ISN-GMX-W0)	Anti-drill foil (ISN-GMX-D7), Floor socket (ISN-GMX-B0), Mounting plate (ISN-GMX-P0), Test transmitter (ISN-GMX-S1), Wall mounting kit (ISN-GMX-W0)	–
Software options	ISN-SMS-W7 SensTool PC Software	ISN-SMS-W7 SensTool PC Software	–
Certifications	CCC, CE, NCP, VdS, UL	CCC, CE, NCP, VdS, UL	CE
Warranty	3 years	3 years	3 years





■ Available – Not available

Glass Break

	Standard	Standard	Standard	Combo Magnetic Contact
Commercial type number (CTN)	DS1101i	DS1102i	DS1103i	DS1109i
				
Application type	Residential to large commercial	Residential to large commercial	Residential to large commercial	Residential to large commercial
Application risk level	Low to moderate risk	Low to moderate risk	Low to moderate risk	Low to moderate risk
Environment	Standard	Standard	Standard	Standard
Coverage/range	7.6 m diameter	7.6 m diameter	7.6 m diameter	3 m diameter
Operating temperature	-29° to 49° C	-29° to 49° C	-29° to 49° C	-29° to 49° C
Operating voltage	6 to 15 VDC	6 to 15 VDC	9 to 15 VDC	6 to 15 VDC
Current draw (typical)	23 mA	23 mA	21 mA	21 mA
Sound Analysis Technology (SAT) processing	NC/NO	NC/NO	NC	NC
Alarm output	■	■	■	■
Tamper	■	■	–	■
Mounting location	Wall, ceiling	Wall, ceiling	Wall, ceiling (flush)	Door, window frame
Installation accessories	Glass Break Tester (DS1110i)	Glass Break Tester (DS1110i)	Glass Break Tester (DS1110i)	Glass Break Tester (DS1110i)
Certifications	CCC, CE, UL	CCC, CE, UL	CCC, CE, UL	CCC, CE, UL
Warranty	3 years	3 years	3 years	3 years

■ Available – Not available







Request-to-Exit







	Standard PIR		High-performance PIR	
Commercial type number (CTN)	DS150i	DS151i	DS160	DS161
				
Application type	Small to large commercial	Small to large commercial	Small to large commercial	Small to large commercial
Application risk level	Low to moderate risk	Low to moderate risk	Moderate to high risk	Moderate to high risk
Environment	Standard	Standard	Standard	Standard
Coverage/range	2.4 x 3 m	2.4 x 3 m	2.4 x 3 m	2.4 x 3 m
Mounting height	2.1 to 3 m	2.1 to 3 m	2.3 to 4.6 m	2.3 to 4.6 m
Operating temperature	-29° to 49° C	-29° to 49° C	-29° to 49° C	-29° to 49° C
Operating voltage	12 VAC or VDC; 24 VAC or VDC	12 VAC or VDC; 24 VAC or VDC	12 VAC or VDC; 30 VAC or VDC	12 VAC or VDC; 30 VAC or VDC
Current draw (typical)	26 mA nominal	26 mA nominal	8 mA nominal	8 mA nominal
Door monitor with sounder	–	–	■	■
Keycard reader input	–	–	■	■
Sequential logic input	–	–	■	■
Relay fail-safe/fail-secure	■	■	■	■
Relay settable select	■	■	■	■
Relay latch time adjustment	0.25 to 60 seconds	0.25 to 60 seconds	0.5 to 64 seconds	0.5 to 64 seconds
Pattern masking	■	■	■	■
Alarm output/memory	–/■	–/■	–/■	–/■
Tamper	–	–	■	■
Pointable optics	Vertical adjustment	Vertical adjustment	Vertical adjustment	Vertical adjustment
Switchable relay mode	■	■	■	■
Switchable timer reset mode	■	■	■	■
Adjustable sounder volume	–	–	■	■
PIR sensitivity adjustment	■	■	■	■
Enable/disable LED	–	–	■	■
Flexible mounting height	■	■	■	■
Certifications	UL, CE	UL, CE	UL, CE	UL, CE
Warranty	5 years	5 years	5 years	5 years

■ Available – Not available

Door and window contacts

Surface mount

Commercial type number (CTN)	ISN-CSM20-WGW	ISN-CSM35-W / ISN-CSM35-WGW	ISN-CMET-200AR	ISN-CFM-102W / ISN-CFM-102B	ISN-CMET-4418	ISN-C66
						
Contact type	Commercial wide gap contacts	Standard and wide gap contacts	Commercial metal contact	Flange Mount Contacts	Overhead door contact	Track mounted overhead door contact
Contact dimensions	16 x 105 x 16 mm	63 x 18.6 x 13 mm	9.5 x 16 x 50.8 mm	7.62 mm x 33.78 mm x 13.46 mm	107 x 50.8 x 12 mm	76.2 x 66 x 45.8 mm
Operating temperature range	-40 to 60 °C	-40 to 60 °C	-40 to 60 °C	-40 to 60 °C	-40 to 60 °C	-40 to 60 °C
Certifications	CE, UL	CE, UL	CE, UL	CE, UL	CE, UL	CE, UL
Package quantity	1	10	1	10	1	1

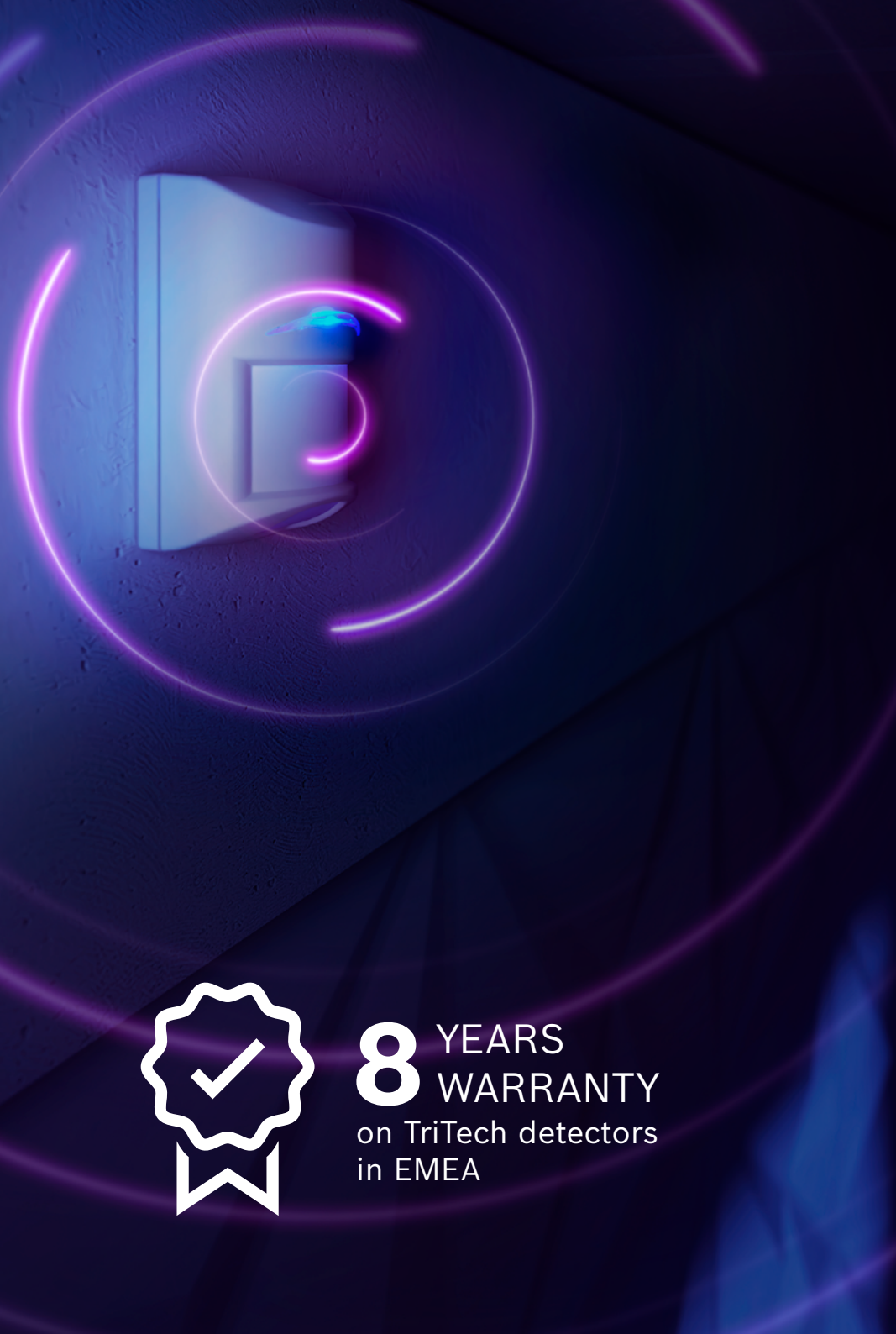
Commercial type number (CTN)	ISN-C60-W	ISN-C45-W	ISC-RSC2-S / ISC-RSC3-S	ISC-PMC-S2S	4998133929 / 4998133931	ISC-PMC-SF2S / ISC-PMC-S3S
						
Contact type	"Slim Terminal Connection Contacts"	"Miniature Super Stick Contacts"	Shutter door contact	Conventional magnetic contacts	Conventional magnetic contacts	Conventional magnetic contacts
Contact dimensions	6.35 mm x 9.5 mm x 50.8 mm	4.8 mm x 27 mm x 6.35 mm	6.5 x 4.2 x 3.5 cm	5.9 x 1.2 x 1.7 cm	4.3 x 1.2 x 1.2 cm	4.3 x 1.2 x 1.2 cm
Operating temperature range	-40 to 60 °C	-40 to 60 °C	-40 to 70 °C	-25 to 70 °C	-25 to 70 °C	-25 to 70 °C
Certifications	CE, UL	CE, UL	VdS, CE, EN50131-2-6 Grade 2 / Grade 3	FK, CE, EN50131-2-6 Grade 2	VdS class B / class C, CE	FK, VdS, CE, EN50131-2-6 Grade 2 / Grade 3
Package quantity	10	10	1	1	1	1

Door and window contacts

Recessed mount

Commercial type number (CTN)	ISN-CSD70-W / ISN-CSD70-B	ISN-CSD80-W / ISN-CSD80-B	ISN-CSTB-10W / ISN-CSTB-10B	ISN-CTC75-W / ISN-CTC75-B	ISN-CSTB-TCW / ISN-CSTB-TCB	ISN-CMINI-10W / ISN-CMINI-10B
						
Contact type	Compact contacts (white or brown)	Compact contacts (white or brown)	Compact contacts 9.5 mm (white or brown)	Terminal Connection Contacts 19 mm (white or brown)	Terminal Connection Contacts 16 mm (white or brown)	Miniature contacts 9.5 mm (white or brown)
Contact dimensions	19 x 20.3 mm	25 x 20 mm	9.5 x 19 mm	19 x 30 mm	9.5 x 25 mm	0.95 x 1.55 mm
Operating temperature range	7.2 to -95.56 °C	7.2 to -95.56 °C	7.2 to -95.56 °C	7.2 to -95.56 °C	7.2 to -95.56 °C	-40 to 60 °C
Certifications	CE, UL	CE, UL	CE, UL	CE, UL	CE, UL	CE, UL
Package quantity	10	10	10	10	10	10

Commercial type number (CTN)	4998133928 / 4998133930	ISC-PMC-F3S
		
Contact type	Conventional magnetic contacts	Conventional magnetic contacts
Contact dimensions	0.8 x 3 cm	0.8 x 3 cm
Operating temperature range	-25 to 70 °C	-25 to 70 °C
Certifications	VdS class B / class C, CE	VdS, CE, EN50131-2-6 Grade 3
Package quantity	1	1



8 YEARS
WARRANTY
on TriTech detectors
in EMEA

Built to last

With decades of experience and a great dedication to high-quality solutions, Bosch offers products that are engineered to meet or exceed the most stringent environmental and handling requirements. With an average of 100 years between failures, it's no understatement to say that our high-quality optics and electronics are built to last.

Warranty

We provide a standard 3 to 5 year manufacturer warranty on our intrusion detectors, even going up to 8 years on our TriTech motion detectors in the EMEA region. This stands as proof of our commitment to not only comply with regulations, but also meet the highest quality and reliability standards.

Technical notes

* Difficult environments include rooms with potential false alarm sources, such as: air conditioning vents, strong drafts of cold or warm air, slow moving objects such as curtains, plants, or signs hanging from the ceiling, a fan that could be running when the system is activated, under floor heating, room temperatures exceeding 30° C, a detector that could be exposed to bright white light (car headlights, floodlights, direct sunlight, etc.)

Please note: Devices listed are not available in every region.
Please check with your local sales representative for availability.



**Let
them
in.**

**Keep
them
out.**

Let them in and keep them out.

Bosch helps you to keep your premises secure with access control and intrusion alarm solutions. Day and night.



Become an expert

We offer extensive training opportunities via the Bosch Building Technologies Academy, so you can become an expert yourself. Sign up and begin your training:
academy.boschsecurity.com



Contact us

If you would like to find out more, or want to know how we can help you with your intrusion alarm needs, please do not hesitate to contact us via **sales.ai@bosch.com** or check our website: **boschsecurity.com/intrusion**

Bosch Security and Safety Systems

© Bosch Security Systems 2024
Modifications reserved