

MX775i Multiplex PIR Intrusion Detector

www.boschsecurity.com



BOSCH

Invented for life



- ▶ Interchangeable, pointable mirrors
- ▶ Selectable sensitivity
- ▶ Built-in tamper switch

The MX775i is a PIR intrusion detector that provides a variety of coverage patterns through the use of interchangeable mirrors and the choice of mirror angle settings. It is designed to be surface or corner mounted, but can be mounted with any of three optional brackets. This provides further flexibility in aiming the detector. It is designed to connect to the Multiplex Bus of a control panel and optionally to an auxiliary 12 VDC power source. It is compatible with the DS7400Xi Series Control Panels with a DS7430 or DS7436 Multiplex Expansion Module or with GV2 and G Series Control Panels with a D8125MUX Module installed.



Notice

The DS7400 and DS7400Xi require ROM version 1.07 or greater.

Functions

Interchangeable, Pointable Mirrors

The detector comes with a standard broad pattern mirror and two optional mirrors are available: a long-range pattern mirror and a barrier pattern mirror. To change the mirror, pull it out from its resting grooves.

To adjust the mirror vertically (from +1° to -18°) slide the mirror forward or back. To adjust the mirror horizontally ($\pm 10^\circ$) rock the mirror from side to side.

Three Sensitivity Settings

Selectable for Standard, Intermediate or High:

- **Standard:** Recommended setting for maximum false alarm immunity. Tolerates environment extremes on this setting. Not recommended for Long Range or Barrier type patterns. The detector is shipped in Standard Sensitivity mode.
- **Intermediate:** Recommended setting for any location where an intruder is expected to cover only a small portion of the protected area. Tolerates normal environments on this setting. This setting will improve your intruder catch performance.
- **High:** Fast response to intruder signals. For use in quiet environments where thermal and illumination transients are not anticipated.

Internal Tamper Switch

The internal tamper switch sends a signal to the control panel's Multiplex Bus for display at the keypads when the detector's cover is removed.

Certifications and approvals

Region	Certification	
Europe	CE	2004/108/EC EMC Directive (EMC); 2006/95/EC Low-Voltage Directive (LVD) [MX775i]
USA	UL	ANSR: Intrusion Detection Units (UL639)

Installation/configuration notes

Wiring

Do not use shielded cable. Use wire that is no smaller than 0.8 mm (22 AWG) to connect the detector to the control panel.

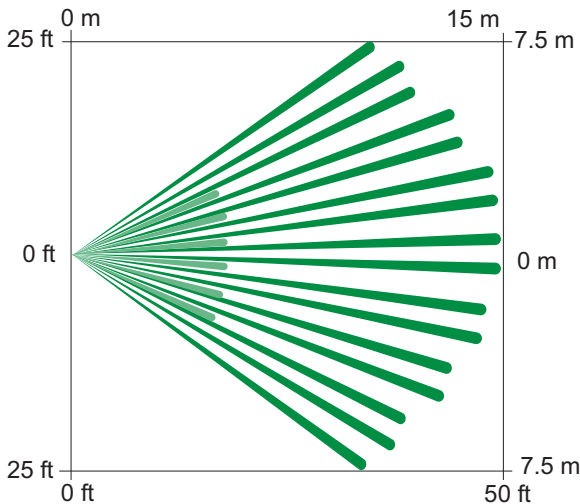
Coverage

The recommended mounting height range is 2 m to 2.6 m (6.5 ft to 8.5 ft). Misalignment of the detector when using an optional mounting bracket may reduce range.


Height and Range listed in feet (meters)

Mounting Height	Broad		Barrier		Long-Range	
	30 (9)	50 (15)	50 (15)	80 (25)	80 (25)	120 (36)
6.5 (2.0)	-6°	-5°	-3°	-2°	-2°	-1°
7.5 (2.3)	-8°	-6°	-5°	-3°	-3°	-2°
8.5 (2.6)	-9°	-7°	-6°	-4°	-4°	-2°

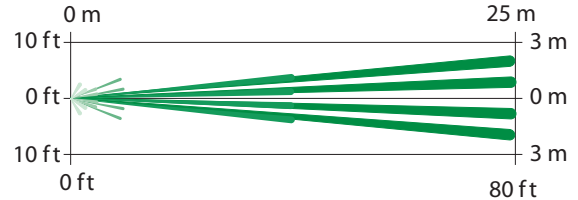
The range is variable depending on the vertical angle setting of the mirror. The chart indicates vertical angle settings for the desired mounting height, mirror type, and range.



Top View
Standard Broad Coverage: 9 m to 15 m x 15 m (30 ft to 50 ft x 50 ft)




Side View
Standard Broad Coverage: 9 m to 15 m x 15 m (30 ft to 50 ft x 50 ft)



Top View
Optional Barrier Coverage: 15 m to 25 m x 5 m (50 ft to 80 ft x 16 ft)



Side View
Optional Barrier Coverage: 15 m to 25 m x 5 m (50 ft to 80 ft x 16 ft)



Top View
Optional Long Range Coverage: 25 m to 36 m x 3 m (80 ft to 120 ft x 10 ft)



Side View
Optional Long Range Coverage: 25 m to 36 m x 3 m (80 ft to 120 ft x 10 ft)

Technical specifications

Environmental Considerations

Temperature (Operating):	-29°C to +49°C (-20°F to +120°F). For UL Listed Requirements, the temperature range is 0°C to +49°C (+32°F to +120°F).
--------------------------	--

Power Requirements

Standby Power:	There is no internal standby battery. Connect to DC power sources capable of supplying standby power if primary power fails. For each hour of standby time needed, 350 μ Ah are required. <i>For UL Listed Requirements, 4 hrs. (1400 μAh) minimum is required.</i>
Voltage (Input):	12 VDC from panel's MUX bus and optionally from an auxiliary power supply.

Current Draw (two-wire):

LED Off:	< 350 μ A draw on MUX bus
In Alarm; LED On:	2 mA draw on MUX bus

Current Draw (four-wire):

LED Off:	< 350 μ A draw on MUX bus, 0 mA draw on Aux. power
In Alarm; LED On:	< 350 μ A draw on MUX bus, 3 mA draw on Aux. power

Ordering information

MX775i Multiplex PIR Intrusion Detector

Provides PIR, 15 m x 15 m (50 ft x 50 ft) coverage with multiplex bus interface, tamper detection, movable mirrors, and selectable sensitivity.

Order number **MX775i**

Accessories

B328 Gimbal-mount Bracket

Mounts on a single-gang box and allows rotation of a detector. Wires are hidden inside.

Order number **B328**

B335-3 Swiveling low-profile mount

Swiveling, low-profile, universal bracket for wall mounting. The vertical swivel range is +10° to -20°, while the horizontal swivel range is \pm 25°.

Order number **B335-3**

B338 Universal Ceiling-mount Bracket

Swiveling universal bracket for ceiling mounting. The vertical swivel range is +7° to -16°, while the horizontal swivel range is \pm 45°.

Order number **B338**

OMB77-3 Barrier Mirror

Provides barrier coverage with a 25 m x 5 m (80 ft x 16 ft) pattern. Shipped in packages of three.

Order number **OMB77-3**

OMLR77-3 Long-range Mirror

Provides long-range coverage with a 40 m x 3 m (120 ft x 10 ft) pattern. Shipped in packages of three.

Order number **OMLR77-3**

Represented by:

North America:

Bosch Security Systems, Inc.
130 Perinton Parkway
Fairport, New York, 14450, USA
Phone: +1 800 289 0096
Fax: +1 585 223 9180
security.sales@us.bosch.com
www.boschsecurity.us

Europe, Middle East, Africa:

Bosch Security Systems B.V.
P.O. Box 80002
5617 BA Eindhoven, The Netherlands
Phone: + 31 40 2577 284
Fax: +31 40 2577 330
emea.securitysystems@bosch.com
www.boschsecurity.com

Asia-Pacific:

Robert Bosch (SEA) Pte Ltd, Security
Systems
11 Bishan Street 21
Singapore 573943
Phone: +65 6571 2808
Fax: +65 6571 2699
apr.securitysystems@bosch.com
www.boschsecurity.asia

China:

Bosch (Shanghai) Security Systems Ltd.
203 Building, No. 333 Fuquan Road
North IBP
Changning District, Shanghai
200335 China
Phone +86 21 22181111
Fax: +86 21 22182398
www.boschsecurity.com.cn

Latin America and Caribbean:

Robert Bosch Ltda Security Systems Division
Via Anhanguera, Km 98
CEP 13065-900
Campinas, Sao Paulo, Brazil
Phone: +55 19 2103 2860
Fax: +55 19 2103 2862
latam.boschsecurity@bosch.com
www.boschsecurity.com