

Housings for Frame Installation

www.boschsecurity.com



BOSCH
Invented for life



- ▶ Surface-mount or installation in 482.6 mm (19") racks
- ▶ Modular system

Housings for Frame Installation are fitted in suitable mounting frames and can be swiveled to the front for installation and service. The mounting frames are screwed to the wall surface and accommodate the pre-cabling.

As an alternative to the surface-mounted version, installation in 482.6 mm (19") racks with special installation kits is also possible.

12 V/45 Ah batteries can be used in the frame installation housing.

The modular system makes it easy to extend the facility.

- Power supply housings PSF 0002 A or PMF 0004 for two or four 12 V/45 Ah batteries respectively and an additional power supply
- USF 0000 A Universal housing small, frame installation.

Mounting frame

All mounting frames have integrated terminal blocks for the mains supply, integrated junction boards, as well as permanently-installed cable ducts to facilitate clear and tidy cable routing.

Mounting frames are available in three sizes:

- FBH 0000 A Mounting frame large
- FMH 0000 A Mounting frame medium
- FSH 0000 A Mounting frame small

The large mounting frame is also available in a design with a distributor rail compliant with EN 500022 (not for use in Germany):

- FHS 0000 A Mounting frame large with distributor rail

The housings for frame installation require the following mounting frames for surface-mounted version:

Functions

Housing designs and combinations

Two Housings for Frame Installation are available as the basic unit:

- CPH 0006 A (for 6 modules) or
- MPH 0010 A (for 10 modules)

These housings can accommodate an MPC operating and display unit with panel controller.

Basic housings CPH 0006 A and MPH 0010 A can be extended with the following equipment to meet individual requirements:

- EPH 0012 A Extension housing for an additional 12 modules, frame installation

Housing type	Mounting frame
CPH 0006 A	FBH 0000 A/FHS 0000 A

MPH 0010 A	FBH 0000 A/FHS 0000 A
EPH 0012 A	FBH 0000 A/FHS 0000 A
PSF 0002 A	FSH 0000 A
PMF 0004 A	FMH 0000 A
USF 0000 A	FSH 0000 A

Mounting plate

An HMP 0003 A Mounting Plate can be mounted in the large mounting frames FBH 0000 A and FHS 0000 A; this mounting plate can be individually equipped. It contains fixing holes for a distributor rail.



Notice

The distributor rail is not included in the scope of delivery.

Equipment limits

Installation option and maximum number of:

- Modules
- Panel rails (short PRS 0002 A, long: PRD 0004 A)

Housing type	Modules	PRS 0002 A	PRD 0004 A
CPH 0006 A	6	1	1
MPH 0010 A	10	1	2
EPH 0012 A	12	-	3
PSF 0002 A	-	-	-
PMF 0004 A	-	-	-

Installation option and maximum number of:

- MPC operating and display unit with panel controller
- UPS power supplies
- Batteries

Housing type	MPC	UPS power supplies	Batteries
CPH 0006 A	1	1	2 x 45 Ah
MPH 0010 A	1	-	-
EPH 0012 A	-	-	-
PSF 0002 A	-	1	2 x 45 Ah
PMF 0004 A	-	1	4 x 45 Ah

A power supply bracket for a UPS power supply is fitted ex-works in housing units CPH 0006 A, PSF 0002 A and PMF 0004 A.

The USF 0000 A comes with an HMP 0002 A Mounting Plate long and can be equipped according to individual requirements.

Rack installation kit for 482.6 mm (19") racks

There are special installation kits available for installation in 482.6 mm (19") racks:

Housing type	19" Rack Installation Kit
CPH 0006 A	FRB 0019 A
MPH 0010 A	FRB 0019 A
EPH 0012 A	FRB 0019 A
PSF 0002 A	FRS 0019 A
PMF 0004 A	FRM 0019 A
USF 0000 A	FRS 0019 A

If 19" Rack Installation Kits are used, mounting frames are not required.

Front doors

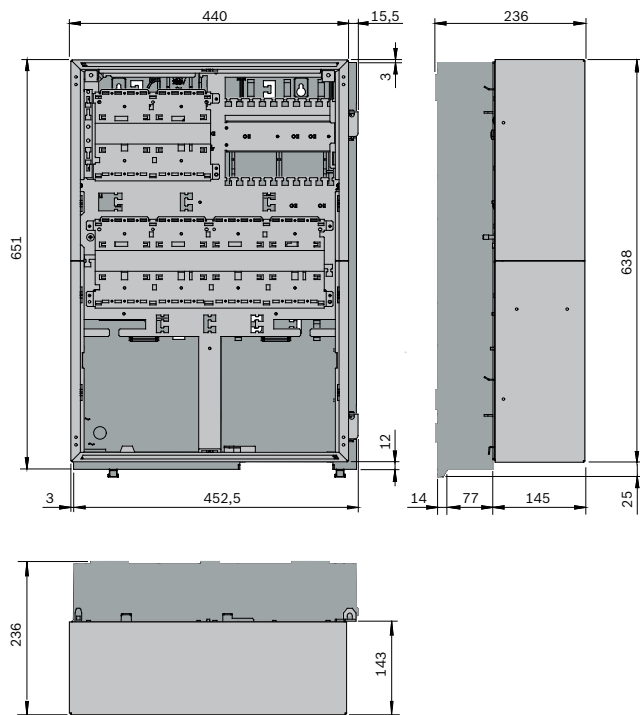
Alternatively, the housings CPH 0006 A, MPH 0010 A and EPH 0012 A can be equipped with transparent front doors made from impact resistant plastic with each door each having a lock on the left or right:

- FDT 0000 A Front Door Transparent, lock right side
- FDT 0003 A Front Door Transparent, lock left side

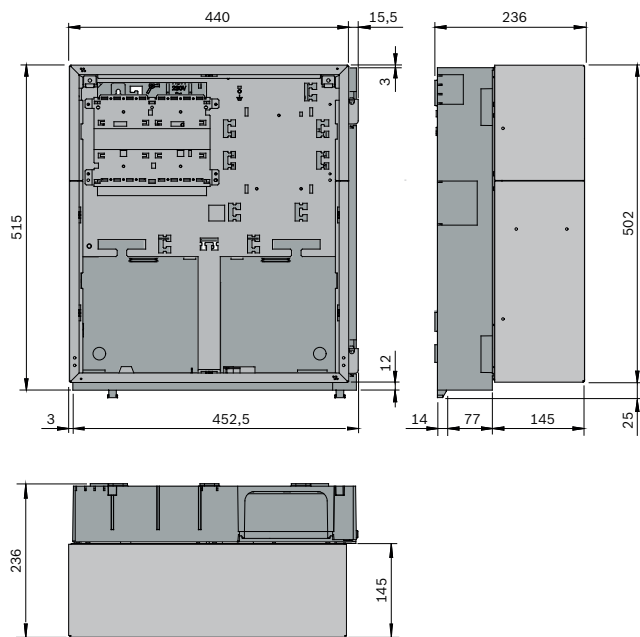
Installation/configuration notes

- All mounting frames have an opening for cable bushings; the opening is closed with an insert. Pre-formed cable routes can be created from the insert.
- At least 230 mm free space is required on the right next to the last housing; this space is for swiveling out the attached housing for connection, maintenance, and service.
- The Mounting Frames FBH 0000 A and FHS 0000 A are equipped with an earth bar.
- For the Mounting Frame Medium FMH 0000 A the Earth Bar FPO-5000-EB can be ordered as accessory if necessary.
- Assembly and operation of the fire panel must be carried out in a clean and dry indoor location.

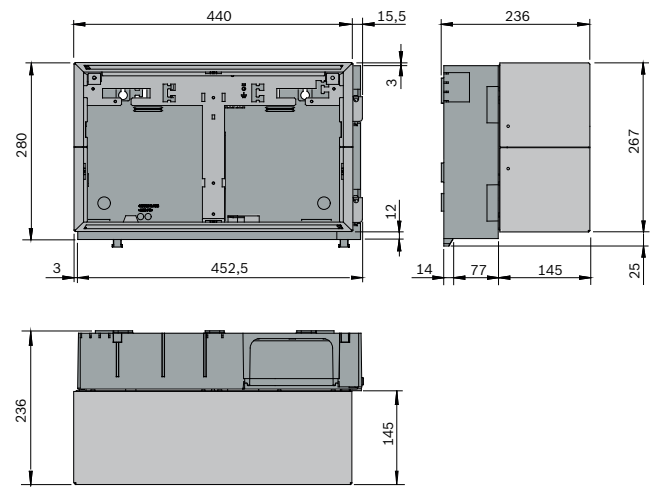
Installation dimensions of CPH 0006 A, EPH 0012 A and MPH 0010 A:



Installation dimensions of PMF 0004 A:



Installation dimensions of PSF 0002 A and USF 0000 A:



Technical specifications

Mechanics

Housing material	Sheet steel, painted
Housing color	Slate gray, RAL 7015 Front: anthracite gray, RAL 7016
Dimensions	
<ul style="list-style-type: none"> CPH 0006 A, MPH 0010 A and EPH 0012 A 	Approx. 638 x 440 x 145 mm
<ul style="list-style-type: none"> PMF 0004 A 	Approx. 502 x 440 x 145 mm
<ul style="list-style-type: none"> PSF 0002 A and USF 0000 A 	Approx. 267 x 440 x 145 mm
Dimensions, incl. mounting frame	
<ul style="list-style-type: none"> CPH 0006 A, MPH 0010 A and EPH 0012 A 	Approx. 653 x 456 x 236 mm
<ul style="list-style-type: none"> PMF 0004 A 	Approx. 527 x 456 x 236 mm
<ul style="list-style-type: none"> PSF 0002 A and USF 0000 A 	Approx. 292 x 456 x 236 mm
Weight	
<ul style="list-style-type: none"> CPH 0006 A and MPH 0010 A 	Approx. 12.5 kg
<ul style="list-style-type: none"> EPH 0012 A 	Approx. 13.2 kg
<ul style="list-style-type: none"> PMF 0004 A 	Approx. 11.4 kg
<ul style="list-style-type: none"> PSF 0002 A and USF 0000 A 	Approx. 6.4 kg

Ordering information

CPH 0006 A Housing 6 modules, frame-mount
for surface-mounting or installation in 482.6 mm
(19") racks
Order number **CPH 0006 A**

MPH 0010 A Housing 10 modules, frame-mount
for surface-mounting or installation in 482.6 mm (19")
racks
Order number **MPH 0010 A**

EPH 0012 A Extension housing, frame-mount
for surface-mounting or installation in 482.6 mm (19")
racks
Order number **EPH 0012 A**

USF 0000 A Universal housing, frame-mount
comes with mounting plate, for surface-mounting or
installation in 482.6 mm (19") racks
Order number **USF 0000 A**

PSF 0002 A Power supply housing, small, frame
for surface-mounting or installation in 482.6 mm (19")
racks
Order number **PSF 0002 A**

PMF 0004 A Power supply housing, large, frame
for surface-mounting or installation in 482.6 mm (19")
racks
Order number **PMF 0004 A**

Accessories

FBH 0000 A Mounting frame, large
required for housing CPH 0006 A, MPH 0010 A and
EPH 0012 A, with earth bar
Order number **FBH 0000 A**

FMH 0000 A Mounting frame, medium
required for housing PMF 0004 A
Order number **FMH 0000 A**

FSH 0000 A Mounting frame, small
required for housing PSF 0002 A and USF 0000A
Order number **FSH 0000 A**

FHS 0000 A Mounting frame with distribution rail
as per EN 60715, usable for housing CPH 0006 A,
MPH 0010 A and EPH 0012 A
Order number **FHS 0000 A**

HMP 0003 A Plate for mounting frame
usable with FBH 0000 A and FHS 0000 A
Order number **HMP 0003 A**

RLE 0000 A Junction board EU
Comes with 2 D-SUB connectors, 9-pin
Order number **RLE 0000 A**

FRB 0019 A Installation kit for 19" racks, large
used for Modular Panel Housings, Frame Installation,
CPH 0006 A, MPH 0010 A and EPH 0012 A
Order number **FRB 0019 A**

FRM 0019 A Installation kit for 19" racks, medium
used for the PMF 0004 A Power Supply Medium,
Frame Installation
Order number **FRM 0019 A**

FRS 0019 A Installation kit for 19" racks, small
used for Frame Installation Housings PSF 0002 A and
USF 0000 A
Order number **FRS 0019 A**

FDT 0000 A Door, lock right, frame-mount
Lock right side
Order number **FDT 0000 A**

FDT 0003 A Door lock left, frame-mount
Lock left side
Order number **FDT 0003 A**

FDP 0001 A Dummy cover
For available module slots
Order number **FDP 0001 A**

Represented by:

Europe, Middle East, Africa:
Bosch Security Systems B.V.
P.O. Box 80002
5600 JB Eindhoven, The Netherlands
Phone: + 31 40 2577 284
emea.securitysystems@bosch.com
emea.boschsecurity.com

Germany:
Bosch Sicherheitssysteme GmbH
Robert-Bosch-Ring 5
85630 Grasbrunn
Germany
www.boschsecurity.com

North America:
Bosch Security Systems, Inc.
130 Perinton Parkway
Fairport, New York, 14450, USA
Phone: +1 800 289 0096
Fax: +1 585 223 9180
onlinehelp@us.bosch.com
www.boschsecurity.us

Asia-Pacific:
Robert Bosch (SEA) Pte Ltd, Security Systems
11 Bishan Street 21
Singapore 573943
Phone: +65 6571 2808
Fax: +65 6571 2699
apr.securitysystems@bosch.com
www.boschsecurity.asia