

# LX Sounder Beacons Conventional



The LX Sounder Beacons are for dual use applications where a visual alarm device is required in addition to an audible alarm.

## Functions

The device has a unique lens design to achieve the required illumination specified by EN54-23. The flash rate as well as a reduced coverage volume can be set via DIP switch.

The light is distributed in a cubical shape for wall application.

The integrated sound transducer offers a selection of 32 tone variants, including various wailing tones, diverse signals for fire alarm (e. g. the DIN tone according to DIN 33404) and other special modulations.

The tones and volume are set with a 6-pin DIP switch in the signaling device. With a selected tone type, on activation of the second input, the second tone type is switched on.

Depending on the tone type, volume set, and operating voltage, the sound pressure varies.

The device is designed for a variety of applications.

## Regulatory information



































































































Region	Regulatory compliance/quality marks	
Europe	CE	RoLP LX Wall Base

- ▶ Complies with EN54-3 and EN54-23
- ▶ Up to 7.5 m coverage / DIN tone 102 dB(A)
- ▶ Variable flash rate
- ▶ Low current consumption
- ▶ LED technology

Region	Regulatory compliance/quality marks	
	CPD	0333-CPD-075444 LX_Beacon_Wall_Base_EN
Germany	VdS	G 214070 LX Sounder Beacon Wall Base
Poland	CNBOP	4540/2022 ROLP

## Installation/configuration notes

- Can be connected to
  - LSN fire panels with NZM 0002 A or FLM-420-NAC
  - FPC-500 Conventional Fire Panel
- The device is suitable for wall applications.
- The device is suitable for indoor and outdoor use. (Outdoor use only with appropriate cable fittings. Not included in delivery.)
- The coverage of the device depends on the ambient light level. Consider also the maximum mounting height of the device.
- The current consumption depends on the tone type of the audible device and the flash rate and the coverage of the optical signaling device. Add up both current consumption values to calculate the total current consumption of the sounder beacon.

								24 V DC		EN54-3
								mA	dB(A)	15/28VDC
1	14	11111		800 & 970Hz	2Hz (250ms ~ 250ms)			13	101	
2	14	11110		800 & 970Hz	7Hz (7/s)			12	100	
3	14	11101		800 & 970Hz	1Hz (1/s)			12	102	92/95
4	14	11100		2850Hz				32	105	
5	4	11011		2400 ~ 2850Hz	7Hz			32	109	
6	4	11010		2400 ~ 2850Hz	1Hz			32	112	
7	14	11001		300 ~ 1200Hz	3s   0.5s    3s   0.5s  ...			12	103	93/97
8	14	11000		1200 ~ 500Hz	1Hz			15	102	93/94
9	4	10111		2400 & 2850Hz	2Hz (250ms ~ 250ms)			31	105	
10	14	10110		970Hz	0.5Hz (1s    1s 			8	101	
11	4	10101		800 & 970Hz	1Hz (500ms ~ 500ms)			12	101	
12	4	10100		2850Hz	0.5Hz (1s    1s 			17	105	
13	14	10011		970Hz	0.8Hz (250ms    1s 			5	101	
14	14	10010		970Hz				14	101	93/95
15	14	10001		554 & 440Hz	100ms ~ 400ms			17	102	
16	16	10000		660Hz	3.3Hz (150ms    150ms 			6	100	
17	17	01111		660Hz	0.28Hz (1.8s    1.8s 			7	101	
18	18	01110		660Hz	0.05Hz (6.5s    13s 			6	101	
19	19	01101		660Hz				10	101	
20	20	01100		554 & 440Hz	0.5Hz (1s    1s 			16	102	
21	21	01011		660Hz	1Hz (500ms ~ 500ms)			6	101	
22	14	01010		2850Hz	4Hz (150ms    100ms 			27	104	
23	14	01001		800 ~ 970Hz	50Hz			12	100	
24	4	01000		2400 ~ 2850Hz	50Hz			32	108	
25	25	00111		970Hz	3 x 500ms   1.5s    3 x 500ms...	ISO 8201		7	101	
26	26	00110		800 ~ 970Hz	3 x 500ms   1.5s    3 x 500ms...	ISO 8201		6	102	
27	27	00101		970 & 800Hz	3 x 500ms   1.5s    3 x 500ms...	ISO 8201		6	101	
28	10	00100		800 & 970Hz	2Hz (250ms ~ 250ms)			12	101	
29	988Hz	00011		990 & 650Hz	2Hz (250ms ~ 250ms)			20	105	93/96
30	510Hz	00010		510 & 610Hz	2Hz (250ms ~ 250ms)			16	100	91/92
31	14	00001		300 ~ 1200Hz	1Hz			14	103	
32	510Hz	00000		510 & 610Hz	1Hz (500ms ~ 500ms)			16	100	

	Operating Voltage	Current consumption (visual notification)			
		High power 1 Hz	High power 0.5 Hz	Low power 1 Hz	Low power 0.5 Hz
Coverage		7.5 m (135 m³)		2.5 m (15 m³)	
White flash	24 V DC	25 mA	16 mA	16 mA	10 mA
Red flash	24 V DC	25 mA	16 mA	16 mA	10 mA

- Use the Bosch Safety Systems Designer for reliable planning.

Technical specifications	
<b>Mechanics</b>	
Housing and base color	Red similar to RAL 3031 White similar to RAL 9003
Weight	200 g
Dimensions (Ø x H x D)	95 mm x 135 mm x 95 mm
<b>Electrical</b>	
Operating voltage (VDC)	9 VDC – 60 VDC
Current consumption (mA)	7 mA – 100 mA, dependent on flash rate setting, coverage setting and sounder setting

Monitoring	Reverse polarity
------------	------------------

**Environmental conditions**

Protection class	IP65 *
Permissible operating temperature	-25°C - +70°C
Permissible rel. humidity	Complies with EN54-23

\*Manufacturers specification, not third party verified

**Special features**

Maximum mounting height (x)	2.4 m
Coverage (y)	7.5 m (switchable to 2.5 m)
Coverage volume	135 m <sup>3</sup> (15 m <sup>3</sup> )
Coverage volume code (C-x-y / W-x-y)	W-2.4-7.5
Flash rate	1Hz (switchable to 0.5 Hz)
Flash color	White or red
Maximum sound pressure level	112 dB(A)

Luminous intensity red flash:

	<b>ROLP-W-LX-W-RF Red-flash sounder beacon, white</b>
Luminous intensity (cd)	23 cd

	<b>ROLP-R-LX-W-RF Red-flash sounder beacon, red</b>
Luminous intensity (cd)	23 cd

Luminous intensity white flash:

	<b>ROLP-W-LX-W-WF White-flash sounder beacon, white</b>
Luminous intensity (cd)	42 cd

	<b>ROLP-R-LX-W-WF White-flash sounder beacon, red</b>
Luminous intensity (cd)	42 cd

**Ordering information**

**ROLP-W-LX-W-WF White-flash sounder beacon, white**  
 Beacon Sounder for local audible and visual alarm notification  
 Order number **ROLP-W-LX-W-WF**

**ROLP-W-LX-W-RF Red-flash sounder beacon, white**  
 Beacon Sounder for local audible and visual alarm notification  
 Order number **ROLP-W-LX-W-RF**

**ROLP-R-LX-W-WF White-flash sounder beacon, red**  
 Beacon Sounder for local audible and visual alarm notification  
 Order number **ROLP-R-LX-W-WF**

**ROLP-R-LX-W-RF Red-flash sounder beacon, red**  
 Beacon Sounder for local audible and visual alarm notification  
 Order number **ROLP-R-LX-W-RF**

**Represented by:**

**Europe, Middle East, Africa:**  
 Bosch Security Systems B.V.  
 P.O. Box 80002  
 5600 JB Eindhoven, The Netherlands  
[www.boschsecurity.com/xc/en/contact/](http://www.boschsecurity.com/xc/en/contact/)  
[www.boschsecurity.com](http://www.boschsecurity.com)

**Germany:**  
 Bosch Sicherheitssysteme GmbH  
 Robert-Bosch-Platz 1  
 D-70839 Gerlingen  
[www.boschsecurity.com](http://www.boschsecurity.com)

**North America:**  
 Bosch Security Systems, LLC  
 130 Perinton Parkway  
 Fairport, New York, 14450, USA  
[www.boschsecurity.com](http://www.boschsecurity.com)

**Asia-Pacific:**  
 Robert Bosch (SEA) Pte Ltd, Security Systems  
 11 Bishan Street 21  
 Singapore 573943  
[www.boschsecurity.com/xc/en/contact/](http://www.boschsecurity.com/xc/en/contact/)  
[www.boschsecurity.com](http://www.boschsecurity.com)