


OM-1 Interface module

OMNEO



The OM-1 is a compact interface module which is prepared for a connection to an OMNEO network. The OM-1 is able to send and receive Dante audio to and from other PAVIRO Controllers with an OM-1 Interface Module. The transmission of up to 16 digital audio input signals and 16 digital audio output channels with low latency is possible with the OM-1.

Dante is a registered trademark of Audinate Pty Ltd.

Certifications and approvals

Emergency standard certifications

Europe	EN 54-16
--------	----------

Emergency standard compliance

UK	BS 5839-8
Austria	ÖNORM F 3033

Environmental directive compliance

Safety	EN 62368-1
Immunity	EN 50130-4
Emissions	EN 61000-6-3 ICES-003 FCC-47 part 15B class A
Environment	EN 50581

- ▶ Gigabit Ethernet Interface - 1000 Mbit/s full-duplex Ethernet Interface, IEEE 802.3u compatible
- ▶ Secondary Gigabit Ethernet Interface - Second Ethernet Interface for the connection of a redundant network to establish fault-tolerant systems
- ▶ Status LEDs - Link, Activity and Gigabit active status indication for each Ethernet interface
- ▶ EN 54-16 system certification

Environmental directive compliance

Maritime	EN 60945
----------	----------

Conformity

Europe	CE/CPR
Australia	RCM
Environment	RoHS

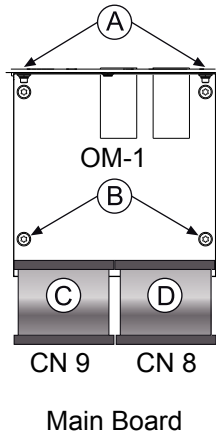
Installation/configuration notes

Installation in PVA-4CR12

1. Turn off the power of the unit, and pull the 24 V plug.
2. Remove the cover plate (10 screws on top).
3. Remove the blind on the rear panel (2 screws).
4. Install the OM-1 module (see picture); first, secure it with 2 screws on the rear panel (A), then with 2 screws on the bolts (B), tighten the screws.
5. Make the following cable connections: Left connector on OM-1 module with CN9 on main board (65 mm flat wire cable) (C). Right connector on OM-1 module with CN8 on main board (190 mm flat wire cable) (D).
6. Re-install the cover plate.
7. Connect the unit to the 24 V supply, and turn the power on.

8. Configure the OM-1 module parameter in IRIS-Net according to application needs.

(i) Notice
A shielded cable must be used for an Ethernet connection.



Parts included

Quantity	Component
1	OM-1
1	Set of cable, connector and screws
1	Installation note

Technical specifications

Electrical

Supply voltage/current	+3.3 V DC / 860mA +5 V DC / 60mA
Ethernet connectors (Primary / Secondary)	100/1000 Mbit/s, RJ-45, integrated transformer isolation
Sampling rate	48 kHz
Data format	24 Bit
Audio channels	Up to 16 x 16 at 48 kHz
Audio flows	Up to 16 x 16 simultaneous audio streams
Latency across network	5 ms (typically)

Mechanical

Product dimensions (Width Height Depth)	89 mm x 27 mm x 92 mm
Net weight	75 g

Environmental

Operating temperature	-5 °C to +45 °C (+23 °F to +113 °F)
Storage and transport temperature	-20 °C to +70 °C (-4 °F to +158 °F)
Humidity (non-condensing)	5% to 90%
Altitude	Up to 2000 m

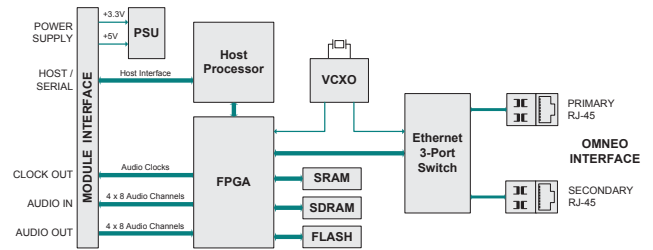


Fig. 1: Circuit diagram

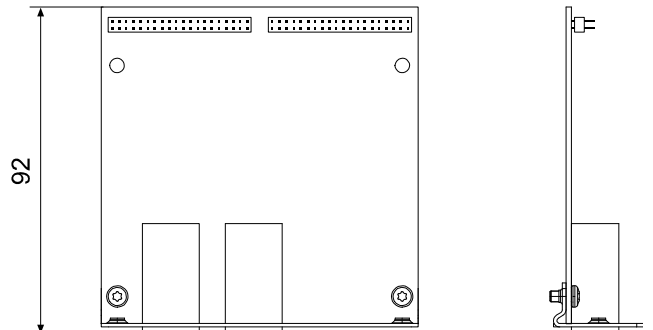
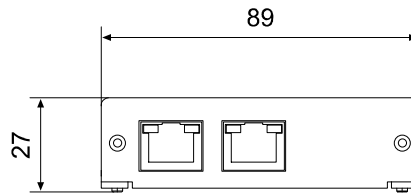


Fig. 2: Dimensions

Ordering information

OM-1 Interface module
 OMNEO/DANTE module for PAVIRO.
 Order number **OM-1 | F.01U.308.176**

Services

EWE-OMMOD-IW 12 mths wrty ext. Omneo Module

12 months warranty extension

Order number **EWE-OMMOD-IW | F.01U.360.715**

Represented by:

Europe, Middle East, Africa:

Bosch Security Systems B.V.
P.O. Box 80002
5600 JB Eindhoven, The Netherlands
Phone: + 31 40 2577 284
emea.securitysystems@bosch.com
emea.boschsecurity.com

Germany:

Bosch Sicherheitssysteme GmbH
Robert-Bosch-Ring 5
85630 Grasbrunn
Germany
www.boschsecurity.com

North America:

Bosch Security Systems, LLC
130 Perinton Parkway
Fairport, New York, 14450, USA
Phone: +1 800 289 0096
Fax: +1 585 223 9180
onlinehelp@us.bosch.com
www.boschsecurity.us

Asia-Pacific:

Robert Bosch (SEA) Pte Ltd, Security Systems
11 Bishan Street 21
Singapore 573943
Phone: +65 6571 2808
Fax: +65 6571 2699
apr.securitysystems@bosch.com
www.boschsecurity.asia