

Invented for life



# Intrusion detectors

Product overview

July 2023

# Table of contents

## **Residential and small commercial**

Blue Line Gen2 Series 8

## **Small to medium commercial**

Commercial Series 9

## **Large commercial and high security**

Professional Series 10

**Ceiling Mount 11**

## **Specialty**

Long Range 12

Seismic/Shock 13

Glass Break 14

Request-to-Exit 15

**Outdoor Motion 16**

## **Wireless**

RADION 17

Inovonics 22

ZigBee 23

**Door Contacts 24**

**Technical Notes 25**

**Warranty 26**

**Contact 28**



Bosch  
motion  
detector

Intruder  
detected

# Ensure nothing really happens.

**We've got you covered.** Our intrusion alarm systems are the best at catching intruders with freedom from annoying false alarms. It's like nothing really happens.

Keeping the wrong people out is the goal of every security system. But when your facility is at risk, you want to know that your intrusion system will perform. Bosch delivers the most flexible and reliable intrusion products. With detectors that make the correct decision every time to highly capable systems that can be customized to meet different requirements, Bosch helps to protect properties, assets and most importantly, people.

We maximize peace of mind. So whatever happens, nothing really happens.

# Motion detectors

Whether you're securing a small business, large commercial property or high-security facility, you need reliable motion detectors that offer instant responses to intruders. Bosch has a long history of patented, award winning performance in the field of intrusion alarm solutions. Our products are extremely reliable providing **best-in-class catch performance**, while virtually **eliminating false alarms**. In addition our motion detectors are **easy to install** and **built to last** reducing installation and maintenance costs.

The more critical the application, the more sensitivity and coverage you need from your motion detector. For maximum flexibility, Bosch offers a choice of PIR and TriTech motion detectors that suit different application requirements.

PIR detectors sense movements in an area by using passive infrared technology (PIR), which sees infrared energy emitted by body heat. **TriTech** detectors use a combination of PIR, microwave Doppler radar technologies and advanced electronic signal processing. Only when both these sensor technologies are activated simultaneously and signals meet the requirements of the processing, an alarm will be triggered. The advanced signal processing algorithm, intelligently analyzes motion for an almost instant response to intruders while knowing when to ignore false alarm triggers under a variety of environmental conditions.



Environment		PIR	TriTech
<b>Standard</b>	Small animals (e.g. rodents)	■	■
	Pets	■	■
<b>Difficult</b>	Strong drafts (cold, warm)	-	■
	Moving objects (e.g. hanging signs, ceiling fan, curtains)	-	■
	High risk (e.g. jewelry, bank)	-	■
	Bright white light (e.g. car headlights, direct sunlight)	-	■
	Room temperatures exceeding 86° F (30° C)	-	■

■ Applicable – Not applicable

## Our offering:

### Blue Line Series

Commercial applications and residential

### Commercial Series

High risk commercial applications

### Professional Series

Large commercial applications

### Ceiling mount

Applications where wall mount is not possible

Bosch  
motion  
detector



## Excellent catch performance



### Wall-to-wall coverage

All Bosch motion detectors use high quality optics for high density, gap-free wall-to-wall coverage.



### Instant response from the first step

First Step Processing technology delivers an instant response to the first step of a person without producing false alarms from other sources.



### Detect a person at virtually any temperature

Dynamic temperature compensation automatically adjusts the detector's sensitivity so that it can identify a person at virtually any temperature. If the sun has been shining through a window all day raising the temperature of the room to 99° F (37° C) and someone enters the room, the sensor will compensate to detect this change and an alarm is triggered.



### Detect intruders who are trying to cover their body heat\*

Cloak and Camouflage detection technology (C<sup>2</sup>DT), further maximizes catch performance against intruders who attempt to cover their body heat or infrared signal with a blanket or an umbrella.

## Highest level of false alarm immunity



### Sealed optical chamber

The optics and electronics are assembled into the front enclosure and sealed with a protective cover to prevent damage during installation. The sealed optical chamber also prevents drafts and insects from affecting the detector and creating false alarms.



### Adjusts to background disturbances\*

Since many elements contribute to false alarms, Bosch invented Microwave Noise Adaptive Processing to differentiate between humans and background disturbances such as vibrating machinery, air conditioning and heating systems, as well as ceiling fans, further reducing false alarms without sacrificing the ability to detect an intruder.



### White light immunity

A dedicated white light sensor detects white light sources such as direct sunlight, car headlights or flashlights, without impacting the PIR detection reliability.



### Optimizes installation for pet or non-pet applications


When installing the detector, you can turn pet immunity on or off based upon application requirements. When pet immunity is turned off, the detector provides superior catch performance identical to the non-pet models. When pet immunity is turned on, the detector can distinguish between signals caused by humans and signals caused by pets. It ignores signals caused by one or two pets up to 100 lb (45 kg) or numerous rodents.

## Easy to install






### Designed with unique features that speed up installation

All Bosch motion detectors are designed with unique features that speed up installation by as much as 45% compared to models from other manufacturers. These features also reduce installer errors that can lead to false alarms or missed detection, thus reducing service calls.



# Blue Line Gen2 Series | Residential and small commercial

Material description		Standard PIR	Pet Friendly® PIR	Quad PIR	Standard TriTech®	Pet Friendly® TriTech®	Pet Friendly® TriTech®
Commercial type number (CTN)		ISC-BPR2-W12	ISC-BPR2-WP12	ISC-BPQ2-W12	ISC-BDL2-W12x	ISC-BDL2-W12x	ISC-BDL2-W6x
							
<b>Overview</b>	<b>Application risk level</b>	Low to moderate risk	Low to moderate risk	Moderate risk	Low to moderate risk	Low to moderate risk	Low to moderate risk
	<b>Environment*</b>	Standard	Standard	Difficult	Difficult	Difficult	Difficult
<b>Specifications</b>	<b>Coverage/range</b>	40 x 40 ft (12 x 12 m)	40 x 40 ft (12 x 12 m)	40 x 40 ft (12 x 12 m)	40 x 40 ft (12 x 12 m)	40 x 40 ft (12 x 12 m)	20 x 20 ft (6 x 6 m)
	<b>Mounting height</b>	7.5 to 9 ft (2.3 to 2.8 m)	7.5 to 9 ft (2.3 to 2.8 m)	7.5 to 9 ft (2.3 to 2.8 m)	7.5 to 9 ft (2.3 to 2.8 m)	7.5 to 9 ft (2.3 to 2.8 m)	7.5 to 9 ft (2.3 to 2.8 m)
	<b>Operating temperature**</b>	-20° to 130° F (-30° to 55° C)	-20° to 130° F (-30° to 55° C)	-20° to 130° F (-30° to 55° C)	-20° to 130° F (-30° to 55° C)	-20° to 130° F (-30° to 55° C)	-20° to 130° F (-30° to 55° C)
	<b>Operating voltage</b>	9 to 15 VDC	9 to 15 VDC	9 to 15 VDC	9 to 15 VDC	9 to 15 VDC	9 to 15 VDC
	<b>Current draw (typical)</b>	10 mA	10 mA	10 mA	10 mA	10 mA	10 mA
<b>Features</b>	<b>First step processing</b>	■	■	■	■	■	■
	<b>Microwave noise adaptive processing</b>	–	–	–	■	■	■
	<b>Dynamic temperature compensation</b>	■	■	■	■	■	■
	<b>Wall-to-wall coverage</b>	■	■	■	■	■	■
	<b>Look-down zone</b>	■	■	■	■	■	■
	<b>Pet/small animal immunity</b>	10 lb (4.5 kg)	45 lb (20 kg)	10 lb (4.5 kg)	10 lb (4.5 kg)	100 lb (45 kg)	100 lb (45 kg)
	<b>Alarm output</b>	NC	NC	NC	NC	NC	NC
	<b>Alarm memory</b>	–	–	–	–	–	–
	<b>Anti-mask</b>	–	–	–	–	–	–
	<b>Tamper</b>	Cover	Cover	Cover	Cover	Cover	Cover
	<b>Sealed optical chamber</b>	■	■	■	■	■	■
<b>Ease of Installation***</b>	<b>No-adjust installation</b>	■	■	■	■	■	■
	<b>Enable/disable LED</b>	■	■	■	■	■	■
	<b>Enable/disable pet immunity</b>	–	■	–	–	■	■
	<b>Enable/disable look-down</b>	■	■	■	–	–	–
	<b>Microwave Doppler range adjustment</b>	–	–	–	■	■	■
	<b>Remote walk test</b>	–	–	–	–	–	–
	<b>Remote self test</b>	–	–	–	–	–	–
<b>Certifications</b>		AFNOR, CCC, CE, EN50131-2-2 Grade 2, INCERT, UL	AFNOR, CCC, CE, EN50131-2-2 Grade 2, INCERT, UL	AFNOR, CCC, CE, EN50131-2-2 Grade 2, INCERT, UL	CCC, FCC, IC, UL	CCC, FCC, IC, UL	CCC, FCC, IC, UL







■ Available – Not available



# Commercial Series | Small to medium commercial




Material description		Standard TriTech®	Anti-mask TriTech®	Anti-mask TriTech®
Commercial type number (CTN)		ISC-CDL1-W15x	ISC-CDL1-WA15x	ISC-CDL1-WA12x
				
Overview	Application risk level	Moderate risk	High risk	High risk
	Environment*	Difficult	Difficult	Difficult
Specifications	Coverage/range	50 x 50 ft (15 x 15 m)	50 x 50 ft (15 x 15 m)	40 x 40 ft (12 x 12 m)
	Mounting height	7.5 to 9 ft (2.3 to 2.8 m)	7.5 to 9 ft (2.3 to 2.8 m)	7.5 to 9 ft (2.3 to 2.8 m)
	Operating temperature**	-22° to 130° F (-30° to 55° C)	-22° to 130° F (-30° to 55° C)	-22° to 130° F (-30° to 55° C)
	Operating voltage	9 to 15 VDC	9 to 15 VDC	9 to 15 VDC
	Current draw (typical)	10 mA	15 mA	15 mA
Features	First step processing	■	■	■
	Microwave noise adaptive processing	■	■	■
	Range adaptive radar	–	–	–
	Active white light suppression	■	■	■
	Dynamic temperature compensation	■	■	■
	Look-down zone	■	■	■
	Pet/small animal immunity	10 lb (4.5 kg)	10 lb (4.5 kg)	10 lb (4.5 kg)
	Alarm output	NC	NC	NC
	Alarm memory	■	■	■
	Anti-mask	–	■	■
	Tamper	Cover	Cover + wall	Cover + wall
	Sealed optical chamber	■	■	■
Ease of Installation***	No-adjust installation	■	■	■
	Enable/disable look-down	■	■	■
	Enable/disable LED	■	■	■
	Microwave Doppler range adjustment	■	■	■
	Remote walk test	–	–	–
Remote self test	–	–	–	
Certifications	CCC, FCC, IC, UL	CCC, FCC, IC, UL	CCC, FCC, IC, UL	

# Professional Series | Large commercial and high security

Material description		Standard PIR	Anti-mask PIR	Standard TriTech	Anti-mask TriTech®	Curtain TriTech®	Anti-mask Curtain TriTech®
Commercial type number (CTN)		ISC-PPR1-W16	ISC-PPR1-WA16x	ISC-PDL1-W18x	ISC-PDL1-WA18x	ISC-PDL1-WC30x	ISC-PDL1-WAC30x
							
<b>Overview</b>	<b>Application risk level</b>	Moderate risk	High risk	Moderate risk	High risk	Moderate risk	High risk
	<b>Environment*</b>	Standard	Standard	Difficult	Difficult	Difficult	Difficult
<b>Specifications</b>	<b>Coverage/range</b>	50 x 70 ft (16 x 21 m) 25 x 33 ft (8 x 10 m)	50 x 70 ft (16 x 21 m) 25 x 33 ft (8 x 10 m)	60 x 80 ft (18 x 25 m) 25 x 33 ft (8 x 10 m)	60 x 80 ft (18 x 25 m) 25 x 33 ft (8 x 10 m)	100 x 8.5 ft (30 x 2.6 m) 25 x 3.3 ft (8 x 1 m)	100 x 8.5 ft (30 x 2.6 m) 25 x 3.3 ft (8 x 1 m)
	<b>Mounting height</b>	7 to 10 ft (2.1 to 3 m)	7 to 10 ft (2.1 to 3 m)	7 to 10 ft (2.1 to 3 m)	7 to 10 ft (2.1 to 3 m)	7 to 10 ft (2.1 to 3 m)	7 to 10 ft (2.1 to 3 m)
	<b>Operating temperature**</b>	-20° to 130° F (-29° to 55° C)	-22° to 130° F (-30° to 55° C)	-20° to 130° F (-29° to 55° C)	-22° to 130° F (-30° to 55° C)	-22° to 130° F (-30° to 55° C)	-22° to 130° F (-30° to 55° C)
	<b>Operating voltage</b>	9 to 15 VDC	9 to 15 VDC	9 to 15 VDC	9 to 15 VDC	9 to 15 VDC	9 to 15 VDC
	<b>Current draw (typical)</b>	10 mA	18 mA	13 mA	18 mA	18 mA	18 mA
<b>Features</b>	<b>Sensor Data Fusion</b>	■	■	■	■	■	■
	<b>Microwave noise adaptive processing</b>	–	–	■	■	■	■
	<b>Range adaptive radar</b>	–	–	■	■	■	■
	<b>Active white light supression</b>	■	■	■	■	■	■
	<b>Dynamic temperature compensation</b>	■	■	■	■	■	■
	<b>Look-down zone</b>	■	■	■	■	■	■
	<b>Pet/small animal immunity</b>	10 lb (4.5 kg)	10 lb (4.5 kg)	10 lb (4.5 kg)	10 lb (4.5 kg)	10 lb (4.5 kg)	10 lb (4.5 kg)
	<b>Alarm output</b>	NC	NC	NC	NC	NC	NC
	<b>Alarm memory</b>	■	■	■	■	■	■
	<b>Anti-mask</b>	–	■	–	■	–	■
	<b>Tamper</b>	Cover + wall	Cover + wall	Cover + wall	Cover + wall	Cover + wall	Cover + wall
	<b>Sealed optical chamber</b>	■	■	■	■	■	■
<b>Ease of Installation***</b>	<b>No-adjust installation</b>	■	■	■	■	■	■
	<b>Enable/disable look-down</b>	■	■	■	■	■	■
	<b>Long/short select range</b>	■	■	■	■	–	–
	<b>Microwave Doppler range adjustment</b>	–	–	■	■	■	■
	<b>Remote walk test</b>	■	■	■	■	■	■
	<b>Remote self test</b>	■	■	■	■	■	■
<b>Certifications</b>		AFNOR, CCC, CE, EN50131-2-2 Grade 2, FCC, IC, INCERT, UL	AFNOR, CCC, CE, EN50131-2-2 Grade 3, FCC, IC, INCERT, UL	AFNOR, CCC, CE, EN50131-2-4 Grade 2, FCC, IC, INCERT, UL	CCC, FCC, IC, UL	CCC, FCC, IC, UL	–




■ Available – Not available

# Ceiling Mount

Material description		Low-profile PIR	High-performance PIR	High-performance TriTech®
Commercial type number (CTN)		DS936	DS939	DS9370 / DS9371
				
Overview	Application risk level	Low to moderate risk	Moderate risk	Moderate risk
	Environment*	Standard	Standard	Difficult
Specifications	Optics	Fresnel	Triple 35-zone Fresnel	Triple 35-zone Fresnel
	Coverage/range	24 ft (7 m) diameter	52 ft (16 m) diameter	52 ft (16 m) diameter
	Mounting height	7 to 12 ft (2.1 to 3.6 m)	8 to 20 ft (2.4 to 6 m)	8 to 20 ft (2.4 to 6 m)
	Operating temperature**	-20° to 120° F (-29° to 49° C)	-20° to 120° F (-29° to 49° C)	-20° to 120° F (-29° to 49° C)
	Operating voltage	10 to 15 VDC	9 to 15 VDC	9 to 15 VDC
	Current draw (typical)	20 mA	12 mA	19 mA
	Features	First Step Processing	–	■
	Motion Analyzer II signal processing	–	–	–
	PIR supervision	–	–	–
	Microwave supervision	–	–	■
	Microwave noise adaptive processing	–	–	■
	Dynamic temperature compensation	–	■	■
	Pet/small immunity	–	–	–
	Pattern masking	■	■	■
	Alarm output	NC	NC/NO	NC/NO
	Alarm memory	–	■	■
	Tamper	Cover	Cover + wall	Cover + wall
	Sealed optical chamber (insect/dust)	■	■	■
Ease of Installation***	Interchangeable optics	–	–	–
	Switchable coverage patterns	–	■	■
	Enable/disable LED	■	■	■
	PIR sensitivity adjustment	■	■	■
	Microwave Doppler range adjustment	–	–	■
	Flexible mounting height	■	■	■
	Remote walk test	–	■	■
	Remote self test	–	–	–
Certifications		CCC, CE, UL	AFNOR, CCC, CE, EN50131-2-2 Grade 2, INCERT, UL	CCC, FCC, IC, UL




■ Available – Not available

# Long Range

Material description		Long Range PIR	Long Range TriTech	Long Range PIR
Commercial type number (CTN)		DS794Z	DS720i	DS778
				
Overview	Application risk level	Moderate risk	Moderate risk	Moderate risk
	Environment*	Standard	Difficult	Standard
Specifications	Optics	Field-replaceable	Field-changeable mirrored optics	Point-able mirrored Optics
	Coverage/range	200 x 10 ft (61 x 3 m)	300 x 15 ft (91 x 4.6 m)	200 x 15 ft (60 x 4.5 m)
	Mounting height	15 ft (5 m) maximum	10 ft (3 m) maximum	6.5 to 8.5 ft (2 to 2.6 m) recommended
	Operating temperature**	-20° to 120° F (-29° to 49° C)	-20° to 120° F (-29° to 49° C)	-40° to 120° F (-40° to 49° C)
	Operating voltage	6 VDC to 15 VDC	9 VDC to 15 VDC	6 VDC to 15 VDC
	Current draw (typical)	18 mA at 12 VDC 25 mA at 12 VDC (DS794ZE)	32 mA nominal at 12 VDC; up to 60 mA during walk test, stored alarm, or trouble conditions.	18 mA at 12 VDC
Features	Motion Analyzer II signal processing	■	■	■
	PIR supervision	■	■	■
	Microwave supervision	–	■	–
	Microwave noise adaptive processing	–	–	–
	Dynamic temperature compensation	–	–	–
	Pet/small immunity	–	–	■
	Pattern masking	■	■	■
	Anti-masking with spray detect	–	■	–
	Alarm output	NC/NO	NC/NO	NC/NO
	Alarm memory	–	■	–
	Tamper	Cover	Cover + w all	Cover
	Sealed optical chamber (insect/dust)	–	–	■
	Ease of Installation***	Interchangeable optics	■	■
Switchable coverage patterns		■	■	–
Enable/disable LED		■	■	■
PIR sensitivity adjustment		■	■	■
Microwave Doppler range adjustment		–	■	–
Flexible mounting height		■ up to 15 ft (5 m)	■ up to 10 ft (3 m)	■ 6.5 to 8.5 ft (2 to 2.6 m)
Remote walk test	■	■	■	
Remote self test	■	■	■	
Certifications	UL, CE, CCC	UL, FCC, CCC, ANATEL, iDA, CNBOP	UL, GOST	





■ Available – Not available

# Seismic/Shock | Specialty

Material description		Standard Seismic	High-performance Seismic	Shock	
Commercial type number (CTN)		ISN-SM-50	ISN-SM-80	ISC-SK10	
					
<b>Overview</b>	<b>Type</b>	Thermal, Mechanical, Explosive, Water Attack Detection	Thermal, Mechanical, Explosive, Water Attack Detection	Mechanical Attack Detection	
	<b>Application type</b>	Small to large commercial	Small to large commercial	Residential to large commercial	
	<b>Application risk level</b>	High risk	High risk	High risk	
	<b>Environment</b>	Vault walls and doors, safes, ATMs, strong rooms, vending machines	Vault walls and doors, safes, ATMs, strong rooms, vending machines	Vault walls and doors, safes, ATMs, strong rooms, vending machines	
<b>Specifications</b>	<b>Coverage/range</b>	538 ft <sup>2</sup> (50 m <sup>2</sup> )	861 ft <sup>2</sup> (80 m <sup>2</sup> )	5 to 11.5 ft (1.5 to 3.5 m) radius	
	<b>Operating temperature**</b>	-40° to 158° F (-40° to 70° C)	-40° to 158° F (-40° to 70° C)	-14° to 131° F (-10° to 55° C)	
	<b>Operating voltage</b>	8 to 16 VDC	8 to 16 VDC	9 to 15 VDC	
	<b>Current draw (typical)</b>	3 mA	3 mA	8.5 mA	
	<b>Environmental rating</b>	IP43	IP43	IP43	
	<b>Features</b>	<b>Anti-drilling shield</b>	■	■	–
	<b>Temperature supervision</b>	■	■	–	
<b>Voltage monitoring</b>	■	■	–		
<b>Automatic self test</b>	■	■	–		
<b>Local event memory</b>	–	■	–		
<b>Alarm output</b>	NC solid state relays	NC solid state relays	NC solid state relays		
<b>LED</b>	–	–	Green, red		
<b>Tamper</b>	Cover + wall	Cover + wall	Cover		
<b>Ease of installation</b>	<b>Intelligent installation mode</b>	–	–	■	
	<b>Mounting and function test</b>	■	■	■	
	<b>Sensitivity adjustment</b>	■	■	■	
<b>Mounting location</b>	Steel, concrete	Steel, concrete	Any		
<b>Installation accessories</b>	Anti-drill foil (ISN-GMX-D7), Floor socket (ISN-GMX-B0), Mounting plate (ISN-GMX-P0), Swivel plate (ISN-GMX-P3S), Test transmitter (ISN-GMX-S1), Wall mounting kit (ISN-GMX-W0)	Anti-drill foil (ISN-GMX-D7), Floor socket (ISN-GMX-B0), Mounting plate (ISN-GMX-P0), Test transmitter (ISN-GMX-S1), Wall mounting kit (ISN-GMX-W0)	–		
<b>Software options</b>	ISN-SMS-W7 SensTool PC Software	ISN-SMS-W7 SensTool PC Software	–		
<b>Certifications</b>	<b>Approvals/listings</b>	CCC, CE, NCP, VdS, UL	CCC, CE, NCP, VdS, UL	CCC, CE	





■ Available – Not available

# Glass Break | Specialty

Material description		Standard	Standard	Standard	Combo Magnetic Contact
Commercial type number (CTN)		DS1101i	DS1102i	DS1103i	DS1109i
					
<b>Overview</b>	<b>Application type</b>	Residential to large commercial	Residential to large commercial	Residential to large commercial	Residential to large commercial
	<b>Application risk level</b>	Low to moderate risk	Low to moderate risk	Low to moderate risk	Low to moderate risk
	<b>Environment</b>	Standard	Standard	Standard	Standard
<b>Specifications</b>	<b>Coverage/range</b>	25 ft (7.6 m) diameter	25 ft (7.6 m) diameter	25 ft (7.6 m) diameter	10 ft (3 m) diameter
	<b>Operating temperature**</b>	-20° to 120° F (-29° to 49° C)	-20° to 120° F (-29° to 49° C)	-20° to 120° F (-29° to 49° C)	-20° to 120° F (-29° to 49° C)
	<b>Operating voltage</b>	6 to 15 VDC	6 to 15 VDC	9 to 15 VDC	6 to 15 VDC
	<b>Current draw (typical)</b>	23 mA	23 mA	21 mA	21 mA
<b>Features</b>	<b>Sound Analysis Technology (SAT) processing</b>	NC/NO	NC/NO	NC	NC
	<b>Alarm output</b>	■	■	■	■
	<b>LED indicator</b>	-	-	-	-
	<b>Tamper</b>	■	■	-	■
<b>Ease of installation</b>	<b>Mounting location</b>	Wall, ceiling	Wall, ceiling	Wall, ceiling (flush)	Door, window frame
	<b>Installation accessories</b>	Glass Break Tester (DS1110i)	Glass Break Tester (DS1110i)	Glass Break Tester (DS1110i)	Glass Break Tester (DS1110i)
<b>Certifications</b>		CCC, CE, UL	CCC, CE, UL	CCC, CE, UL	CCC, CE, UL

■ Available – Not available

## Request-to-Exit | Specialty

Material description		Standard PIR		High-performance PIR	
Commercial type number (CTN)		DS150i	DS151i	DS160	DS161
					
Specifications	Coverage/range	8 x 10 ft (2.4 x 3 m)	8 x 10 ft (2.4 x 3 m)	8 x 10 ft (2.4 x 3 m)	8 x 10 ft (2.4 x 3 m)
	Mounting height	7 to 10 ft (2.1 to 3 m)	7 to 10 ft (2.1 to 3 m)	7.5 to 15 ft (2.3 to 4.6 m)	7.5 to 15 ft (2.3 to 4.6 m)
	Operating temperature**	-20° to 120° F (-29° to 49° C)	-20° to 120° F (-29° to 49° C)	-20° to 120° F (-29° to 49° C)	-20° to 120° F (-29° to 49° C)
	Operating voltage	12 VAC or VDC; 24 VAC or VDC	12 VAC or VDC; 24 VAC or VDC	12 VAC or VDC; 30 VAC or VDC	12 VAC or VDC; 30 VAC or VDC
	Current draw (typical)	26 mA nominal	26 mA nominal	8 mA nominal	8 mA nominal
Features	Door monitor with sounder	-	-	■	■
	Keycard reader input	-	-	■	■
	Sequential logic input	-	-	■	■
	Relay fail-safe/fail-secure	■	■	■	■
	Relay settable select	■	■	■	■
	Relay latch time adjustment	0.25 to 60 seconds	0.25 to 60 seconds	0.5 to 64 seconds	0.5 to 64 seconds
	Pattern masking	■	■	■	■
	Alarm output/memory	-/■	-/■	-/■	-/■
	Tamper	-	-	■	■
	Pointable optics	Vertical adjustment	Vertical adjustment	Vertical adjustment	Vertical adjustment
	Switchable relay mode	■	■	■	■
	Switchable timer reset mode	■	■	■	■
	Adjustable sounder volume	-	-	■	■
	PIR sensitivity adjustment	■	■	■	■
	Enable/disable LED	-	-	■	■
	Flexible mounting height	■	■	■	■
Certifications		UL, CE	UL, CE	UL, CE	UL, CE

■ Available – Not available

# Outdoor Motion

## Material description

## Outdoor TriTech Detector

### Commercial type number (CTN)

OD850



Application Risk Level	Moderate risk
Environment	Difficult
IP RATING	IP54
Coverage / Range	50 x 50 ft (15 x 15 m)
Mounting Height	7 to 9 ft (2.1 to 2.7 m)
Operating Temperature	-31° to 130° F (-35° to 60° C)
Operating Voltage	10 to 15 VDC
Current Draw (typical)	22 mA
Motion Analyzer II Singal Processing	■
PIR Supervision	■
Microwave Supervision	■
Microwave Noise Adaptive Processing	■
Dynamic temperature compensation	■
Pet/small animal immunity	-
Pattern Masking	-
Anti-Masking with spray detect	-
Alarm output	NC and Form C
Alarm memory	-
Tamper	Cover
Sealed optical chamber (insect/dust)	■
Interchangeable optics	-
Switchable coverage patterns	-
Enable/disable LED	■
PIR Sensitivity Adjustment	■
Flexible mounting height	■
Remote walk test	-
Remote self test	-
Certifications	CE, GOST, UL, FCC, CTICK, ULC, CCC, ANATEL, iDA

■ Available - Not available



# RADION<sup>+</sup> | Wireless

Material description		Standard PIR	Curtain PIR	Standard TriTech <sup>®</sup>
Commercial type number (CTN)		RFPR-12	RFPR-C12	RFDL-11
				
<b>Overview</b>	<b>Application risk level</b>	Low to moderate risk	Low to moderate risk	Low to moderate risk
	<b>Environment*</b>	Standard	Standard	Difficult
<b>Specifications</b>	<b>Frequency</b>	433.42 MHz	433.42 MHz	433.42 MHz
	<b>Coverage/range</b>	40 x 40 ft (12 x 12 m)	40 x 5 ft (12 x 1.5 m)	35 x 35 ft (11 x 11 m)
	<b>Mounting height</b>	7 to 9 ft (2.1 to 2.8 m)	7 to 8.5 ft (2.1 to 2.6 m)	6.5 to 8 ft (2 to 2.4 m)
	<b>Operating temperature**</b>	14° to 120° F (-10° to 49° C)	14° to 120° F (-10° to 49° C)	14° to 120° F (-10° to 49° C)
	<b>Operating voltage</b>	3 VDC	3 VDC	6 VDC
	<b>Power source</b>	One CR123A Lithium battery	One CR123A Lithium battery	Four AA Alkaline batteries
	<b>Battery life</b>	Up to 5 years	Up to 5 years	Up to 5 years
<b>Features</b>	<b>Motion Analyzer II signal processing</b>	■	■	■
	<b>Microwave noise adaptive processing</b>	–	–	■
	<b>Dynamic temperature compensation</b>	■	■	■
	<b>Wall-to-wall coverage</b>	■	■	■
	<b>Look-down zone</b>	■	■	■
	<b>Pet/small animal immunity</b>	30 lb (13 kg)	30 lb (13 kg)	100 lb (45 kg)
	<b>Anti-mask</b>	–	–	–
	<b>Tamper</b>	Cover + wall	Cover + wall	Cover + wall
	<b>Sealed optical chamber</b>	■	■	■
<b>Ease of installation***</b>	<b>No adjust installation</b>	■	■	–
	<b>Enable/disable LED</b>	–	–	–
	<b>Enable/disable pet immunity</b>	–	–	■
	<b>Enable/disable look-down</b>	■	■	■
	<b>Switchable detection patterns</b>	–	–	–
	<b>Microwave Doppler range adjustment</b>	–	–	■
<b>Certifications</b>		ANATEL, AFNOR, CCC, CE, EN50131-2-2 Grade 2, FCC, IC, INCERT, RCM, UL	ANATEL, AFNOR, CCC, CE, EN50131-2-2 Grade 2, FCC, IC, INCERT, RCM, UL	ANATEL, CCC, FCC, IC, RCM, UL

■ Available – Not available

# RADION<sup>†</sup> | Wireless

Material description		Surface Mount Contact	Recessed Mount Contact	Universal Transmitter
Commercial type number (CTN)		RFDW-SM	RFDW-RM	RFUN
				
Specifications	Frequency	433.42 MHz	433.42 MHz	433.42 MHz
	Coverage/range	–	–	–
	Reed switch gap width	< 0.8 in (19 mm)	< 0.8 in (19 mm)	< 0.8 in (19 mm)
	Operating temperature*	14° to 120° F (-10° to 49° C)	14° to 120° F (-10° to 49° C)	14° to 120° F (-10° to 49° C)
	Operating voltage	1.5 VDC	1.5 VDC	1.5 VDC
Features	Power source	One AAA Lithium battery	One AAA Lithium battery	One CR123A Lithium battery
	Battery life	Up to 5 years	Up to 5 years	Up to 5 years
	Tamper	■	■	■
	LED indicator	–	–	–
Certifications		ANATEL, CCC, CE, EN50131, FCC, IC, INCERT, RCM, UL	ANATEL, CCC, CE, EN50131, FCC, IC, INCERT, RCM, UL	ANATEL, CCC, CE, EN50131, FCC, IC, INCERT, RCM, UL

■ Available – Not available

# RADION<sup>†</sup> | Wireless

**Material description**

**Commercial type number (CTN)**

**Wireless CO Detector**

RFCO



**Wireless Smoke Detector**

RFSM2



**Wireless Heat Detector**





RFHT



Specifications	Frequency	433.42 MHz	433.42 MHz	433.42 MHz
	Temperature range	-	135° +/- 4° F (57° +/- 2° C)	135° +/- 4° F (57° +/- 2° C)
	Mounting gap	-	-	-
	Operating temperature**	40° to 131° F (4.4° to 55° C)	40° to 131° F (4.4° to 55° C)	40° to 131° F (4.4° to 55° C)
	Operating voltage	3 VDC	3 VDC	3 VDC
	Power source	Two 1.5 V AAA battery	Two 1.5 V AAA battery	Two 1.5 V AAA battery
	Battery life	Up to 6 years	Up to 10 years	Up to 10 years
Features	Tamper	■	■	■
	LED indicator	■	■	■
Certifications		UL, FCC, IC	UL, FCC, IC	UL, FCC, IC

■ Available – Not available

# RADION<sup>†</sup> | Wireless

Material description		Glass Break	Bill Trap	Keyfob	Panic Button
Commercial type number (CTN)		RFGB	RFBT	RFKF-FBS, RFKF-TBS	RFPB
					
Specifications	Frequency	433.42 MHz	433.42 MHz	433.42 MHz	433.42 MHz
	Coverage/range	20 ft (6 m) diameter	–	–	–
	Mounting gap	–	–	–	–
	Operating temperature**	14° to 120° F (-10° to 49° C)	14° to 120° F (-10° to 49° C)	14° to 120° F (-10° to 49° C)	14° to 120° F (-10° to 49° C)
	Operating voltage	3 VDC	1.5 VDC	3 VDC	3 VDC
	Power source	One CR123A Lithium battery	One AAA Lithium battery	One CR2032 Lithium battery	One CR2032 Lithium battery
	Battery life	Up to 5 years	Up to 5 years	Up to 5 years	Up to 5 years
Features	Tamper	■	■	–	–
	LED indicator	■	■	■	■
	Synchronized encryption	–	–	■ (FBS, TBS models)	–
Certifications		ANATEL, CCC, CE, EN50131, FCC, IC, INCERT, RCM, UL	ANATEL, CCC, CE, EN50131, FCC, IC, INCERT, RCM, UL	ANATEL, CCC, CE, EN50131, FCC, IC, INCERT, RCM, UL	ANATEL, CE, CSFM, FCC, IC, RCM, UL

■ Available – Not available

# RADION<sup>†</sup> | Wireless

**Material description**

Commercial type number (CTN)


**Fixed Panic**

RFPB-FP



















**Inertia**

RF3405E



<b>Specifications</b>	<b>Frequency</b>	433.42 MHz	433.42 MHz
	<b>Coverage/range</b>	-	-
	<b>Mounting gap</b>	-	-
	<b>Operating temperature**</b>	14° to 130° F (-10° to 55° C)	-4° to 151° F (-20° to 60° C)
	<b>Operating voltage</b>	3 VDC	3 VDC
	<b>Power source</b>	One CR123A	One CR123A
	<b>Battery life</b>	Up to 5 years	Up to 5 years
	<b>Features</b>	<b>Tamper</b>	■
<b>LED indicator</b>		-	■
<b>Synchronized encryption</b>		-	-

# Inovonics

Material description	Universal Transmitter	Universal Transmitter W / EOL	Door / Window Contact	Universal Transmitter W / Tamper	Door / Window Contact Tamper / EOL	Water-Resistant Pendant	Necklace Pendant	Pendant
<b>Commercial type number (CTN)</b>	EN1210 	EN1210EOL 	EN1210W 	EN1215EOL 	EN1215WEOL 	EN1223S, EN1223D 	EN1233S, EN1233D 	EN1235S, EN1235D 
<b>Frequency</b>	900 - 928 MHz	901 - 928 MHz	902 - 928 MHz	903 - 928 MHz	904 - 928 MHz	905 - 928 MHz	906 - 928 MHz	908 - 928 MHz
<b>Coverage / range</b>	-	-	-	-	-	-	-	-
<b>Mounting gap</b>	-	-	0.6 in (15.9 mm)	-	0.6 in (15.9 mm)	-	-	-
<b>Operating temperature</b>	-4° to 140° F (-20° to 60° C)	-4° to 140° F (-20° to 60° C)	-4° to 140° F (-20° to 60° C)	32° to 140° F (0° to 60° C)	32° to 140° F (0° to 60° C)	32° to 140° F (0° to 60° C)	32° to 140° F (0° to 60° C)	32° to 140° F (0° to 60° C)
<b>Operating voltage</b>	3 VDC	3 VDC	3 VDC	3 VDC	3 VDC	3 VDC	3 VDC	3 VDC
<b>Power source</b>	One CR123A	One CR123A	One CR123A	One CR123A	One CR123A	One CR2450	One CR2	One CR2
<b>Battery life</b>	Up to 5 years	Up to 5 years	Up to 5 years	Up to 5 years	Up to 5 years	Up to 2 years	Up to 5 years	Up to 5 years
<b>Tamper</b>	■	■	■	■	■	-	-	-
<b>Led indicator</b>	-	-	-	-	-	■	■	■
<b>Certifications</b>	FCC, ISED, RCM, UL	FCC, ISED, RCM, RoHS, UL	FCC, ISED, RCM, RoHS, UL	FCC, ISED, RCM, RoHS, UL	FCC, ISED, RCM, RoHS, UL	FCC, RoHS, UL	FCC, RoHS	FCC, RoHS
Material description	Fixed Position Hold Up Transmitter	Wireless Smoke Detector	Glassbreak Detector	Bill Trap Transmitter	Motion Detector, Standard PIR	Motion Detector, High Traffic PIR	Motion Detector, Pet Immune PIR	Motion Detector, Ceiling Mount PIR
<b>Commercial type number (CTN)</b>	EN1235SF, EN1235DF 	EN1244 	EN1247 	EN1249 	EN1260 	EN1261HT 	EN1262 	EN1265 
<b>Frequency</b>	909 - 928 MHz	910 - 928 MHz	911 - 928 MHz	912 - 928 MHz	913 - 928 MHz	914 - 928 MHz	915 - 928 MHz	916 - 928 MHz
<b>Coverage / range</b>	-	32° to 120° F (-0° to 50° C)	20 ft (6 m)	-	50 x 50 ft (15 x 15 m)	50 x 50 ft (15 x 15 m)	40 x 40 ft (12 x 12 m)	65 ft diameter (20 m)
<b>Mounting gap</b>	-	-	-	-	-	-	-	-
<b>Operating temperature</b>	32° to 140° F (0° to 60° C)	32° to 120° F (-0° to 50° C)	-4° to 140° F (-20° to 60° C)	-4° to 140° F (-20° to 60° C)	-4° to 140° F (-20° to 60° C)	-4° to 140° F (-20° to 60° C)	-4° to 140° F (-20° to 60° C)	32° to 120° F (0° to 49° C)
<b>Operating voltage</b>	3 VDC	3 VDC	3 VDC	3 VDC	3 VDC	3 VDC	3 VDC	3 VDC
<b>Power source</b>	One CR2	One CR123A	One CR123A	One CR123A	One CR123A	One BAT610	One CR123A	One CR123A
<b>Battery life</b>	Up to 5 years	Up to 5 years	Up to 3 years	Up to 5 years	Up to 2 years	Up to 4 years	Up to 2 years	Up to 4 years
<b>Tamper</b>	■	■	■	■	■	■	■	■
<b>Led indicator</b>	■	■	■	■	■	■	■	■
<b>Certifications</b>	FCC, RoHS, UL	FCC, UL, CSFM	FCC	UL	FCC	FCC	FCC	FCC

■ Available - Not available

# ZigBee | Wireless

## Material description

Commercial type number (CTN)

### Standard PIR

RFPR-ZB



### Standard TriTech®

RFDL-ZB



### Multi-sensor

RFMS-ZBMS












<b>Overview</b>	<b>Application risk level</b>	Low to moderate risk	Low to moderate risk
	<b>Environment*</b>	Standard	Difficult
<b>Specifications</b>	<b>Frequency</b>	2.4 GHz	2.4 GHz
<b>Features</b>	<b>Coverage/range</b>	40 x 40 ft (12 x 12 m)	40 x 40 ft (12 x 12 m)
	<b>Mounting height</b>	7.5 to 9 ft (2.3 to 2.7 m)	7.5 to 9 ft (2.3 to 2.7 m)
	<b>Operating temperature**</b>	14° to 131° F (-10° to 55° C)	14° to 131° F (-10° to 55° C)
	<b>Operating voltage</b>	3 VDC	3 VDC
	<b>Power source</b>	CR123A Lithium battery	CR123A Lithium battery
	<b>Battery life</b>	Up to 6 years (one battery) Up to 10 years (two batteries)	Up to 3 years (one battery) Up to 6 years (two batteries)
	<b>First Step Processing</b>	■	■
	<b>Microwave noise adaptive processing</b>	–	■
	<b>Dynamic temperature compensation</b>	■	■
	<b>Wall-to-wall coverage</b>	■	■
	<b>Look-down zone</b>	■	■
	<b>Pet/small animal immunity</b>	45 lb (20 kg)	100 lb (45 kg)
	<b>Anti-mask</b>	–	–
	<b>Tamper</b>	Cover + wall	Cover + wall
	<b>Sealed optical chamber</b>	■	■
<b>Ease of installation***</b>	<b>No-adjust installation</b>	■	■
	<b>Enable/disable LED</b>	■	■
	<b>Enable/disable pet immunity</b>	■	■
	<b>Enable/disable look-down</b>	■	■
	<b>Microwave Doppler range adjustment</b>	–	■
<b>Certifications</b>		FCC, IC, cETLus, ZigBee, iControl	FCC, IC, cETLus, ZigBee, iControl

■ Available – Not available



<b>Specifications</b>	<b>Frequency</b>	2.4 GHz
	<b>Sensor gap width</b>	≥ 1.3 in (33 mm)
	<b>Operating temperature**</b>	14° to 131° F (-10° to 55° C)
	<b>Operating voltage</b>	3 VDC
	<b>Power source</b>	One CR2 Lithium battery
	<b>Battery life</b>	Up to 5 years
<b>Features</b>	<b>Hall effect contact sensor</b>	■
	<b>Water detection</b>	■
	<b>Tilt detection</b>	■
	<b>Low temperature alarm</b>	■
	<b>Tamper</b>	■
	<b>LED indicator</b>	■
	<b>Synchronized encryption</b>	■
<b>Certifications</b>		FCC, IC, cETLus, ZigBee

# Door Contacts

## Surface mount

Commercial type number (CTN)	ISN-CSM20-WGB/ ISC-CSM20-WGW	ISN-CSM35-W / ISN-CSM35-B	ISN-CSM35-WGW / ISN-CSM35-WGB	ISN-CMET-200AR	ISN-CFM-102W / ISN-CFM-102B	ISN-CMET-4418	ISN-C66	ISN-C60-W / ISN-C60-B	ISN-C45-W / ISN-C45-B
									
<b>Listings</b>	UL, CE	UL, CE	UL, CE	UL, CE	UL, CE	UL, CE	UL, CE	UL, CE	UL, CE
<b>Contact type</b>	Wide gap commercial	Standard	Wide gap commercial	Commercial armored	Flange mount	Overhead armored	Overhead track armored	Slim terminal	Miniature
<b>Gap width</b>	2.5 in (63.5 mm)	1 in (25 mm)	1.8 in (44.5 mm)	1.3 in (31.8 mm)	1 in (25 mm)	2 in (50.8 mm)	1.8 in (44.5 mm)	0.8 in (19 mm)	0.60 in (15.2 mm)
<b>Contact dimensions</b>	0.6 x 4.1 x 0.6 in (16 x 105 x 16 mm)	2.5 x 0.7 x 0.5 in (63 x 18.6 x 13 mm)	2.5 x 0.7 x 0.5 in (63 x 18.6 x 13 mm)	0.4 x 0.6 x 2 in (9.5 x 16 x 50.8 mm)	0.3 x 1.3 x 0.5 in (7.6 x 33.8 x 13.5 mm)	4 x 2 x 0.5 in (107 x 50.8 x 12 mm)	3.1 x 2.6 x 1.8 in (76.2 x 66 x 45.8 mm)	0.3 x 0.4 x 2 in (6.4 x 9.5 x 50.8 mm)	0.2 x 1.1 x 0.3 in (4.8 x 27 x 6.4 mm)
<b>Switch configuration type</b>	Single pole single throw (SPST)	Single pole single throw (SPST)	Single pole single throw (SPST)	Single pole single throw (SPST)	Single pole single throw (SPST)	Single pole single throw (SPST)	Single pole single throw (SPST)	Single pole single throw (SPST)	Single pole single throw (SPST)
<b>Operating temperature range</b>	-40° to 140° F (-40° to 60° C)	-40° to 140° F (-40° to 60° C)	-40° to 140° F (-40° to 60° C)	-40° to 140° F (-40° to 60° C)	-40° to 140° F (-40° to 60° C)	-40° to 140° F (-40° to 60° C)	-40° to 140° F (-40° to 60° C)	-40° to 140° F (-40° to 60° C)	-40° to 140° F (-40° to 60° C)
<b>Quantity</b>	1	10	10	1	10	1	1	10	10

## Recessed mount

Commercial type number (CTN)	ISN-CSD70-W / ISN-CSD70-B	ISN-CSD80-W / ISN-CSD80-B	ISN-CSTB-10W / ISN-CSTB-10B	ISN-CTC75-W / ISN-CTC75-B	ISN-CMINI-10W / ISN-CMINI-10B	ISN-CSTB-TCW / ISN-CSTB-TCB
						
<b>Listings</b>	UL, CE	UL, CE	UL, CE	UL, CE	UL, CE	UL, CE
<b>Contact type</b>	Compact	Compact	Compact	Compact	Miniature	Compact quick connect
<b>Gap width</b>	1.5 in (38 mm)	1.5 in (38 mm)	0.5 in (12.7 mm)	1 in (25 mm)	0.5 in (12.7 mm)	0.6 in (16 mm)
<b>Contact dimensions</b>	0.8 x 0.8 in (19 x 20.3 mm)	1 x 0.8 in (25 x 20 mm)	0.4 x 0.8 in (9.5 x 19 mm)	0.8 x 1.2 in (19 x 30 mm)	0.4 x 0.6 in (1 x 1.6 mm)	0.4 x 1 in (9.5 x 25 mm)
<b>Switch configuration type</b>	Single pole single throw (SPST)	Single pole single throw (SPST)	Single pole single throw (SPST)	Single pole single throw (SPST)	Single pole single throw (SPST)	Single pole single throw (SPST)
<b>Operating temperature range</b>	-45° to -140° F (7.2° to -95.6° C)	-45° to -140° F (7.2° to -95.6° C)	-45° to -140° F (7.2° to -95.6° C)	-45° to -140° F (7.2° to -95.6° C)	-45° to -140° F (7.2° to -95.6° C)	-45° to -140° F (7.2° to -95.6° C)
<b>Quantity</b>	10	10	10	10	10	10



# Technical Notes

\* Difficult environments include rooms with potential false alarm sources, such as: air conditioning vents, strong drafts of cold or warm air, slow moving objects such as curtains, plants, or signs hanging from the ceiling, a fan that could be running when the system is activated, under floor heating, room temperatures exceeding 86° F (30° C), a detector that could be exposed to bright white light (car headlights, floodlights, direct sunlight, etc.)

\*\* For UL installations the operating range is 32° to 120° F (0° to 49° C), indoor use.

\*\*\* Professional Series, Commercial Series, Blue Line Gen2 Series, RADION and ZigBee models feature a two-piece design, self-locking enclosure, interchangeable mounting base, integrated bubble level, and removable lift-gate terminal strips.

† Wireless peripherals require a compatible receiver. B810 RADION receiver is compatible with SDI2 bus panels (B Series and G Series); RFRC–OPT is compatible with Option bus panels; RFRC–STR is compatible with Streamline bus panels.

## Built to last

With decades of experience and a great dedication to high-quality solutions, Bosch offers products that are engineered to meet or exceed the most stringent environmental and handling requirements. With an average of 100 years between failures, it's no understatement to say that our high-quality optics and electronics are built to last.

### Warranty

We provide a standard 3 to 5 year manufacturer warranty on our intrusion detectors. This stands as proof of our commitment to not only comply with regulations, but also meet the highest quality and reliability standards.



**5** YEARS  
WARRANTY  
on motion detectors



**Let  
them  
in.**

**Keep  
them  
out.**

# Let them in and keep them out.

Bosch helps you to keep your premises secure with access control and intrusion alarm solutions. Day and night.



## **Become an expert**

We offer extensive training opportunities via the Bosch Building Technologies Academy, so you can become an expert yourself. Sign up and begin your training:  
**[academy.boschsecurity.com](https://academy.boschsecurity.com)**



## **Contact us**

If you would like to find out more, or want to know how we can help you with your intrusion alarm needs, please do not hesitate to contact us via **[presales.support@us.bosch.com](mailto:presales.support@us.bosch.com)** or check our website: **<https://www.boschsecurity.com/us/en/solutions/intrusion-alarm-systems/>**

**Bosch Security and Safety Systems**

© Bosch Security Systems 2023  
Modifications reserved

Invented for life